

# Phonics

## Practice Pack

### Unit 8 - Second Grade

### R-Controlled Syllable Type

Sounds of ar and or

Name: \_\_\_\_\_ Date: \_\_\_\_\_ Unit 8

**Mark'em Up!**

Directions: Read the words and mark them up. The first one is done for you.

bark	chart	horn	storm
shark	porch	farm	corn
sort	yard	fork	park
lark	short	mark	barn

Name: \_\_\_\_\_ Date: \_\_\_\_\_ Unit 8

**Making Words**

Directions: Cut and paste the ar and or boxes on the right. Paste them into the boxes to make real words.

b		k	m		ch
t		ch	st		m
sp		t	h		p
p		ty	s		t

Write down some compound words with an r-controlled syllable.  
Example: shortstop

\_\_\_\_\_

\_\_\_\_\_

\_\_\_\_\_

ar  
ar  
ar  
ar  
or  
or  
or  
or



Name: \_\_\_\_\_ Date: \_\_\_\_\_ Unit 8

**Comprehension Check**

Mark and Tory were friends. They loved to play together. But, one day they could not agree on what to do. Mark wanted to go to the farm to see the barnyard animals. But Tory wanted to go play at the park and then play in her backyard. Mark didn't want to go to her house because her dog would always bark at him. Since they could not agree, they went to Mark's house. They decided to sit on the porch and read books about sharks and larks. It ended up being a good day.

Who were the characters in the story?

\_\_\_\_\_

Name: \_\_\_\_\_ Date: \_\_\_\_\_ Unit 8

**R-Controlled Vowels**

Color the ar and or words.  
ar - red or - blue

horn	fern	form
mark	born	bird
fork	turn	mart
acorn	art	port
worm	girl	start
verb	lark	pork

Unscramble the words.

bnra \_\_\_\_\_

cnor \_\_\_\_\_

chrma \_\_\_\_\_

pcoth \_\_\_\_\_

prka \_\_\_\_\_

Fill in the blanks using the words in the word bank.

score	backyard
shark	store

Greg liked to play soccer in his \_\_\_\_\_.

The \_\_\_\_\_ of the game was one to one.

Tim saw a big \_\_\_\_\_ in the water at the beach.

Mom got a new dress at the \_\_\_\_\_.





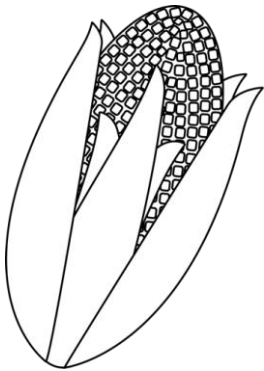



By Andrea Marchildon

Name: \_\_\_\_\_ Date: \_\_\_\_\_

**Directions:** Write the word for each picture. Use the word bank below.

## Word Bank

fork	barn	farmer
car	scarf	jar
thorn	shark	corn



Name: \_\_\_\_\_ Date: \_\_\_\_\_

## Mark'em Up!

Directions: Read the words and mark them up. The first one is done for you.

<u>bark</u> r	chart	horn	storm
shark	porch	farm	corn
sort	yard	fork	park
lark	short	mark	barn

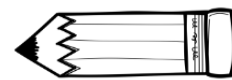
Directions: Read the sentences and mark the r-controlled syllables.

1. Timmy had art class every Monday.
2. Tess got a pretty scarf from the shop.
3. There was a big storm yesterday afternoon.
4. Megan was born in March.
5. Jake liked to read books about sharks.

Name: \_\_\_\_\_ Date: \_\_\_\_\_



# Practice Time



Directions: Add ar or or to make real words.

1. ch____m	2. h____n	3. sh____p
5. c____n	6. b____k	7. sh____t

Directions: Read the words below. Cut and paste them into the correct column.

ar	or

pork	start	chart	stork
cart	born	smart	port

Name: \_\_\_\_\_ Date: \_\_\_\_\_

## Mark'em Up!

**Directions:** Read the words in the box below. Scoop or underline the syllables and mark the syllable type. Circle the r-controlled vowel combinations. The first one is done for you.

garlic <u>   </u> r      c	party	tardy	radar
report	north	army	forty
remark	barnyard	shortcut	backyard
morning	forbid	hornet	cargo

**Directions:** Read the sentences. Circle all of the words with an r-controlled syllable.

1. Ben played shortstop in the big game.
2. Fran did not want to be tardy to the party.
3. There were three cows in the barnyard.
4. Dad knew a quick shortcut home.
5. His dad was in the army.

Name: \_\_\_\_\_ Date: \_\_\_\_\_

# Fill in the Missing Word


Directions: Read each sentence. Fill in the word that best completes the sentence.

bark	corn	born	porch
smart	barn	park	short

1. The farmer fed the goats in the \_\_\_\_\_.
2. I like to eat \_\_\_\_\_ on the cob in the summer.
3. The dog liked to \_\_\_\_\_ at the mailman.
4. The boy was very \_\_\_\_\_ and always got the answer right.
5. The baby was \_\_\_\_\_ in March.
6. I went for a long walk in the \_\_\_\_\_.
7. Mary liked to read on her front \_\_\_\_\_.
8. It was a \_\_\_\_\_ walk to the candy shop.

Name: \_\_\_\_\_

Date: \_\_\_\_\_



# Practice Page

**Directions:** Circle all of the words with an r-controlled syllable and mark them up. Cross out words that do not have an r-controlled syllable.

bark r	<del>last</del>	part	trap
crab	born	arm	sport
form	short	crop	play
horn	bolt	chart	cord
cold	card	take	harm
rain	yarn	fort	sharp

**Directions:** Write the ar words from above on the lines below.

_____	_____	_____	_____
_____	_____	_____	_____

Name: \_\_\_\_\_ Date: \_\_\_\_\_

# Fluency Fun

**Directions:** Practice reading the phrases two times.

Once you have practiced, find a friend and read the phrases together.

at art class	to the barn	at the park
get the cart	she was born	have some corn
beep the horn	in the dark	she is smart
get a fork	eat the pork	at the farm
a new scarf	see the shark	to the porch
in the yard	he is short	the small lark

☐ I read the phrases 2 times.

☐ I read the phrases with \_\_\_\_\_





Name: \_\_\_\_\_ Date: \_\_\_\_\_

# Syllable Sort

**Directions:** Read the words. Cut and paste them into the correct column.

1 Syllable Words	2 Syllable Words

dark

garden

scar

party

pardon

army

park

art

cart

carpet

market

yard

Cut.

Name: \_\_\_\_\_

Date: \_\_\_\_\_

# Making Words



**Directions:** Cut and paste the **ar** and **or** boxes on the right.  
Paste them into the boxes to make real words.

b <input type="text"/> k	m <input type="text"/> ch
t <input type="text"/> ch	st <input type="text"/> m
sp <input type="text"/> t	h <input type="text"/> p
p <input type="text"/> ty	s <input type="text"/> t

ar

ar

ar

ar

or

or

or

or

Write down some compound words with an r-controlled syllable.  
Example: shortstop

\_\_\_\_\_

\_\_\_\_\_

\_\_\_\_\_

\_\_\_\_\_

Name: \_\_\_\_\_

Date: \_\_\_\_\_

Unit 8

# R-Controlled Vowels

Color the **ar** and **or** words.

ar – red      or – blue

horn	fern	form
mark	born	bird
fork	turn	mart
acorn	art	port
worn	girl	start
verb	lark	pork

Unscramble the words.

bnra \_\_\_\_\_

cnor \_\_\_\_\_


chrma \_\_\_\_\_

pcorh \_\_\_\_\_

prka \_\_\_\_\_

Fill in the blanks using the words in the word bank.

score	backyard
shark	store



Greg liked to play soccer in his \_\_\_\_\_.

The \_\_\_\_\_ of the game was one to one.

Tim saw a big \_\_\_\_\_ in the water at the beach.

Mom got a new dress at the \_\_\_\_\_.

## Comprehension Check

Mark and Tory were friends. They loved to play together. But, one day they could not agree on what to do. Mark wanted to go to the farm to see the barnyard animals. But Tory wanted to go play at the park and then play in her backyard. Mark didn't want to go to her house because her dog would always bark at him. Since they could not agree, they went to Mark's house. They decided to sit on the porch and read books about sharks and larks. It ended up being a good day.

Who were the characters in the story?

---

What was the problem in the story?

---

---

Circle all of the **ar** and **or** words in the story and write them down.

---

---

What do you like to do with friends?

---

Name: \_\_\_\_\_

Date: \_\_\_\_\_

Unit 8

# Let's Practice!

**Directions:** Use the color code to color in the boxes below. Put the trick words (review words) in alphabetical order.

## Color Code

any = red	many = blue	how = green
now = yellow	down = purple	each = pink

any	now	how	many	now
down	many	down	any	each
how	any	each	how	many
each	now	now	down	any

1. \_\_\_\_\_


2. \_\_\_\_\_

3. \_\_\_\_\_

4. \_\_\_\_\_

5. \_\_\_\_\_

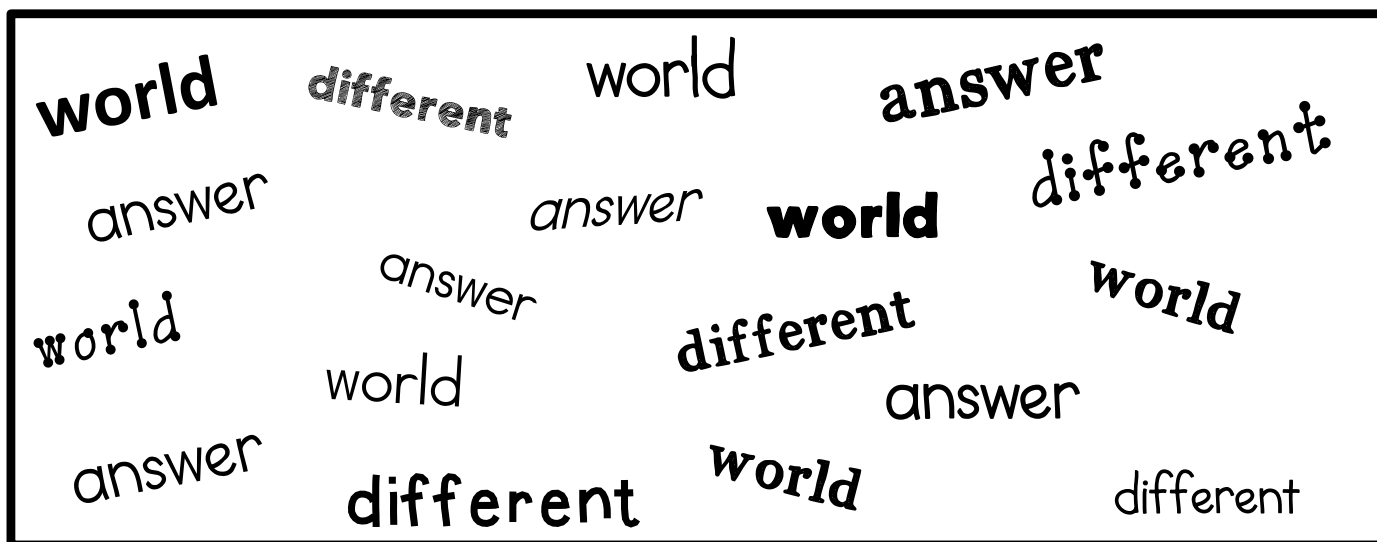
6. \_\_\_\_\_



Name: \_\_\_\_\_ Date: \_\_\_\_\_

# Let's Graph it!

Directions: Count each trick word. Color one box in each time you see the word.



8			
7			
6			
5			
4			
3			
2			
1			
	world	answer	different

Write how many times each word appeared.

world \_\_\_\_\_


answer \_\_\_\_\_

different \_\_\_\_\_



Name: \_\_\_\_\_

# Let's Practice!



Trace it.

world world

Write it.

\_\_\_\_\_  
\_\_\_\_\_  
\_\_\_\_\_

Color it.

world

1 = red    2 = blue    3 = pink  
4 = green    5 = yellow

Find it.

w	o	r	l	d
a	t	h	e	y
d	l	r	o	w
w	o	r	l	d

Circle it.

world	pull	both
right	world	world
world	done	answer

Build it.

\_\_\_\_\_

Put it in a sentence.

I would like to travel  
around the  
\_\_\_\_\_  
\_\_\_\_\_  
\_\_\_\_\_.

Use it in a sentence.

\_\_\_\_\_  
\_\_\_\_\_  
\_\_\_\_\_  
\_\_\_\_\_  
\_\_\_\_\_

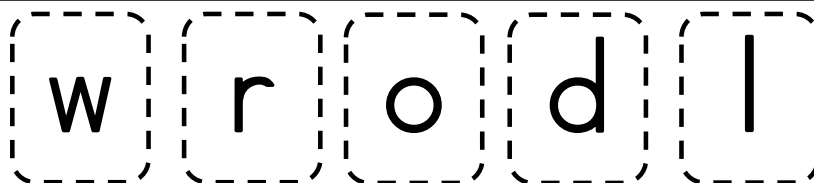
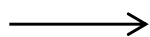
Add it up.

Vowels = 2¢

Consonants = 10¢

world = \_\_\_\_\_ + \_\_\_\_\_ + \_\_\_\_\_ + \_\_\_\_\_ + \_\_\_\_\_ = \_\_\_\_\_¢

Cut and paste above.



Name: \_\_\_\_\_

# Practice Time



Read it	Trace it	Write it
answer	answer	
answer	answer	

Fill in the blanks.

an\_\_\_\_er

\_\_\_\_nswr\_\_\_\_

ans\_\_\_\_r

Rainbow write it.

answer  
answer

Find it.

a	n	s	w	e	r	z
t	h	e	r	e	y	c
o	r	e	w	s	n	a
a	n	s	w	e	r	c
t	r	e	w	s	n	a

Highlight it.

answer	they	answer	answer	good
large	answer	away	change	family
please	animal	answer	whose	answer

Use it in a sentence.

Did you \_\_\_\_\_ the question?



Name: \_\_\_\_\_

# Practice Time



Read it.

different

different

different

Trace it.

different

different

different

Write it.

\_\_\_\_\_

-----

\_\_\_\_\_

\_\_\_\_\_

-----

\_\_\_\_\_

\_\_\_\_\_

-----

\_\_\_\_\_

Write a sentence using the word.

\_\_\_\_\_

-----

\_\_\_\_\_

-----

\_\_\_\_\_

Draw a picture to match your sentence.

\_\_\_\_\_

\_\_\_\_\_

\_\_\_\_\_

\_\_\_\_\_

\_\_\_\_\_

\_\_\_\_\_

\_\_\_\_\_

\_\_\_\_\_

\_\_\_\_\_

\_\_\_\_\_

Name: \_\_\_\_\_ Date: \_\_\_\_\_

# Dictation

Sounds

1.

2.

3.

4.

Review Words

1.

2.

3.

Current Words

1.

2.

3.

Trick Words

1.

2.

Sentences

1.

2.

# Phonics Practice Pack Unit 8

©Andrea Marchildon 2015

Thank you so much for your purchase!  
I hope you enjoy it and find it helpful!  
Please feel free to contact me if you have  
any questions.

[tricksofthetradeinfirstgrade@gmail.com](mailto:tricksofthetradeinfirstgrade@gmail.com)



For more resources check out my blog at:  
<http://tricksofthetradeinfirstgrade.blogspot.com/>

---

Please remember to provide feedback so you can earn TpT credits.  
Also, click the Follow Me button on my page so you are notified about  
special offers, freebies, and new products.

---

Graphics and fonts are from the following:



*My*CuteGraphics  
[www.mycutegraphics.com](http://www.mycutegraphics.com)

