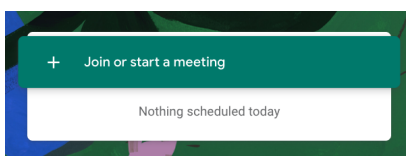


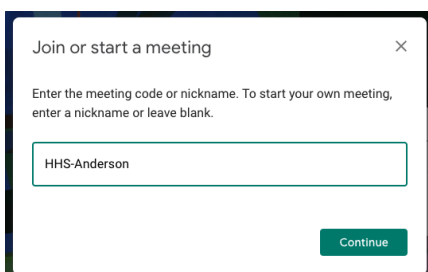
# Meet For Students & Parents

## How to Join a meet

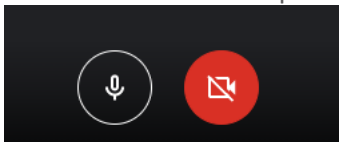
1. Go to Meet.google.com and click on Join or start a meeting



2. Enter the Office hours name supplied by your teacher or click the meeting link in canvas



3. Before you join, you can choose to turn off your camera by clicking the camera icon on the preview image.



4. When you are ready, click Join now.

hhs-anderson

No one else is here

Join now

Present

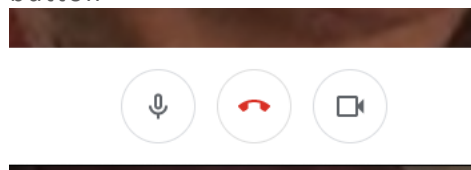
Other options

 Join and use a phone for audio


5. You are now in the meeting

## How to mute\unmute yourself

1. Move your pointer to the bottom of the Meet window. In the bar that shows up, click the microphone button

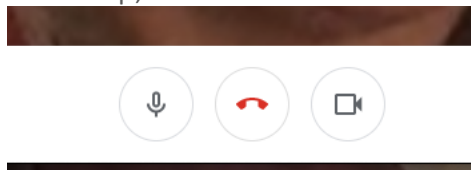


2. When the microphone turns red, you are now muted




## How to Stop\Start your video

1. Move your pointer to the bottom of the Meet window. In the bar that shows up, click the camera button

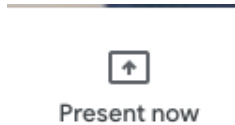


2. When the camera turns Red, your video is now off

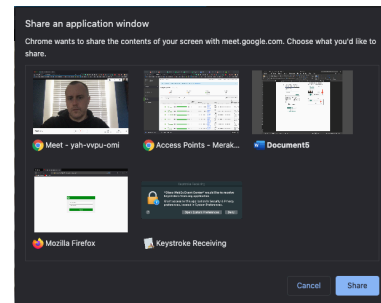


## How to share an app or browser window

1. Click on Present now in the bottom right of the meet bar



2. Choose the window you want to share with your meeting and choose Share



## How to leave your meeting

When your meeting is over, you will click the red phone receiver between the microphone and the camera to leave the meeting.

