

EARLY LITERACY SKILLS BUILDER

(ELSB)

Level 2 Worksheets




boy

girl

friend

is

me



Name _____

Directions:

Circle the word is.

is

boy

me

is

friend

is

me

boy

friend

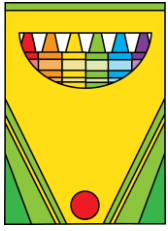
is

me

boy



Name _____

Color



is is is

Glue

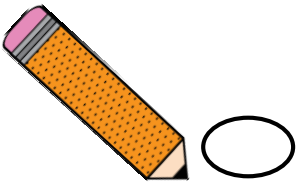


Trace



is is is

Circle



is

boy

friend

is

friend

boy


is


is

boy

is

Write





s

i

i

s

is



Glue the word is below:

is

girl

boy

is

friend

is

is

boy

is

girl

is

is

Name _____

Directions:

Circle the word is.

Randy is my friend.

 Write the word is.

Randy _____ my friend.

Fill in the word is.

Randy _____ my friend.



is	girl	me	boy
----	------	----	-----

Name _____

Directions:

Circle the word is.

Kathy is happy.

 Write the word is.

Kathy _____ happy.

Fill in the word is.

Kathy _____ happy.



is	girl	me	boy
----	------	----	-----

Name _____

Directions:

Circle the word is.

The book is on the table.

 Write the word is.

The book _____ on the table.

Fill in the word is.

The book _____ on the table.



is	girl	me	boy
----	------	----	-----

Name _____

Directions:

Circle the word me.

me

boy

is

me

me

is

me

friend

boy

is

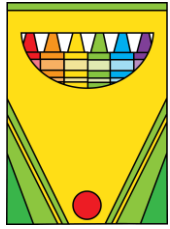
me

is

boy



Name _____

Color



me me

Glue

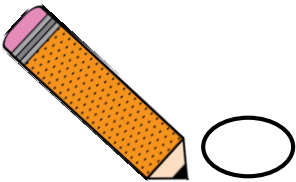


Trace




me me me

Circle



me boy friend is
friend me
is is boy me

Write





e m

m e

Name _____

Directions:

Circle the word (me.)

Show me the picture, please.



Write the word me.

Show _____ the picture, please.

Fill in the word me.

Show _____ the picture, please.



is	girl	me	boy
----	------	----	-----

Name _____

Directions:

Circle the word (me).

He sat next to me.

 Write the word me.

He sat next to _____.

Fill in the word me.

He sat next to _____.



is	girl	me	boy
----	------	----	-----

Name _____

Directions:

Circle the word (me).

Give the ball to me please.

 Write the word me.

Give the ball to _____ please.

Fill in the word me.

Give the ball to _____ please.



is	girl	me	boy
----	------	----	-----

is



me



is

me

me

is

me

me

is

is

Name _____

Directions:

Practice pointing while reading.

My sister is a girl .



I have a new friend.



The boy likes to read.



Moe is a green frog.




Name _____

Directions:
Practice pointing while reading.

Moe has a friend named



Molly.



Molly is a happy frog.

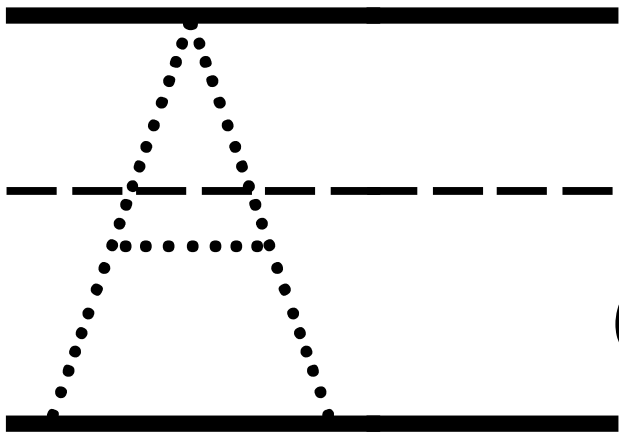


Moe is a happy frog.



Moe and Molly sing.







is for
alligator.

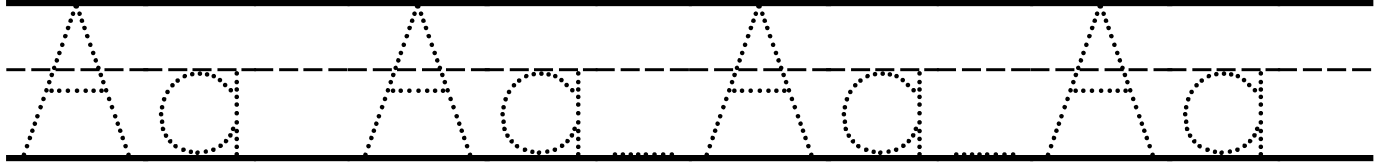


Color the letter A.



Name _____

Letter A





A

--	--	--	--	--

a

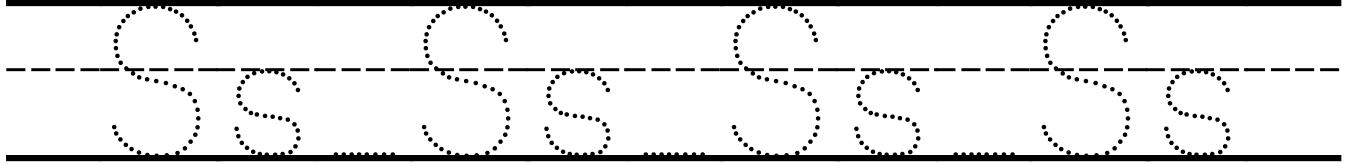
--	--	--	--	--





Name _____

Letter S



S

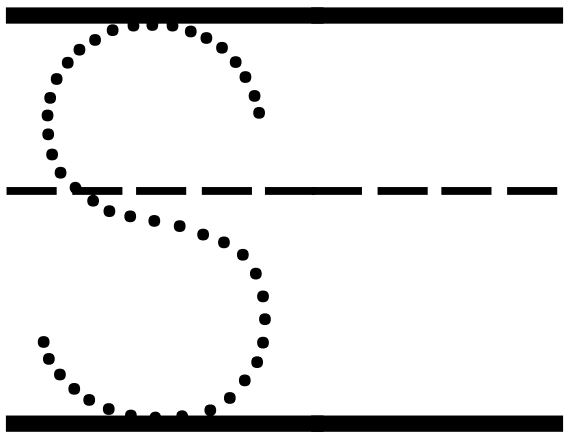
--	--	--	--	--

s

--	--	--	--	--




S	s	S	s	S
s				



is for
shark.



Color the letter S.



Created by: LOVE in SPECIAL Ed

Thank you for downloading this product. I hope it becomes a very valuable resource for you! These products are intended for single classroom use only.

If you have any questions or suggestions, you can contact me.

This product was created using clipart and fonts from:

