


How to file the FAFSA

Presented by
Fran C. McKeown
fmckeown@pheaa.org

Welcome

- We will be taking questions using the Q&A feature.



- Click the ? symbol to see the feature box on the right of your screen.

Welcome



We plan to provide you with information about:

- how to apply for an FSA Account (FSA ID)
- how to complete the FAFSA

Pheaa.org/college-planning/student-aid-guide/

Certified Browsers



Mozilla Firefox
(Version 68+)



Google Chrome
(Version 76+)



Apple Safari
(Version 9+)

Visit studentaid.gov/help/browser-requirements for the most up-to-date information on browsers.

Documents Needed to Complete the FAFSA

- Social Security numbers, alien registration number (if not a U.S. citizen)
- 2019 income tax and W2s (if employed)
- Untaxed income (Social Security benefits are not considered)
- CURRENT bank statements and records of other investment accounts (as of the FAFSA filing date)
- Email addresses
- Student's drivers license (optional)
- FSA Account (formerly known as FSA ID)



**2019 Income and
current assets**

Create Your FSA ID Accounts

- The student applying for aid and one parent providing information on the FAFSA need to create an FSA ID at Studentaid.gov/fsaid
- Create prior to completing the FAFSA.
- Legal signature for student and parent.
- Provides access to FAFSA and Federal Student Aid online systems.

After verifying, the mobile phone number can be used as the username to login.

Username

Password

Email Address

Mobile Phone

Security Questions

Social Security Number

Create your FSA Account

Create an FSA ID

Manage My FSA ID

Create your FSA ID username and password below.

Username

?

Password

?

✓ Numbers

✓ Uppercase Letters

✓ Lowercase Letters

✓ 8-30 Characters

☐ Show Text

Confirm Password

?

CONTINUE >

Create your FSA Account

Federal Student Aid
An OFFICE of the U.S. DEPARTMENT of EDUCATION

PROUD SPONSOR of
the AMERICAN MIND®

Personal Identification Information

To apply for an FSA ID, enter your information below and select CONTINUE.

I understand that I will be required to certify that the information that I provide to obtain an FSA ID is true and correct and that I am the individual who I claim to be. If I am not that person who I claim to be, I understand that I am not authorized to proceed and that I should exit this form now. If I provide false or misleading information, I understand that I may be fined, sent to prison for not more than five years, or both.

1

2

3

4

5

Personal Information

Contact Information

Challenge Questions

Confirm and Verify

Complete

Enter your name, date of birth, and social security number exactly as they appear on your Social Security card.

First Name

?

Middle Initial

?

Last Name

?

Date of Birth

mm/dd/yyyy

?

Social Security Number

-

-

?

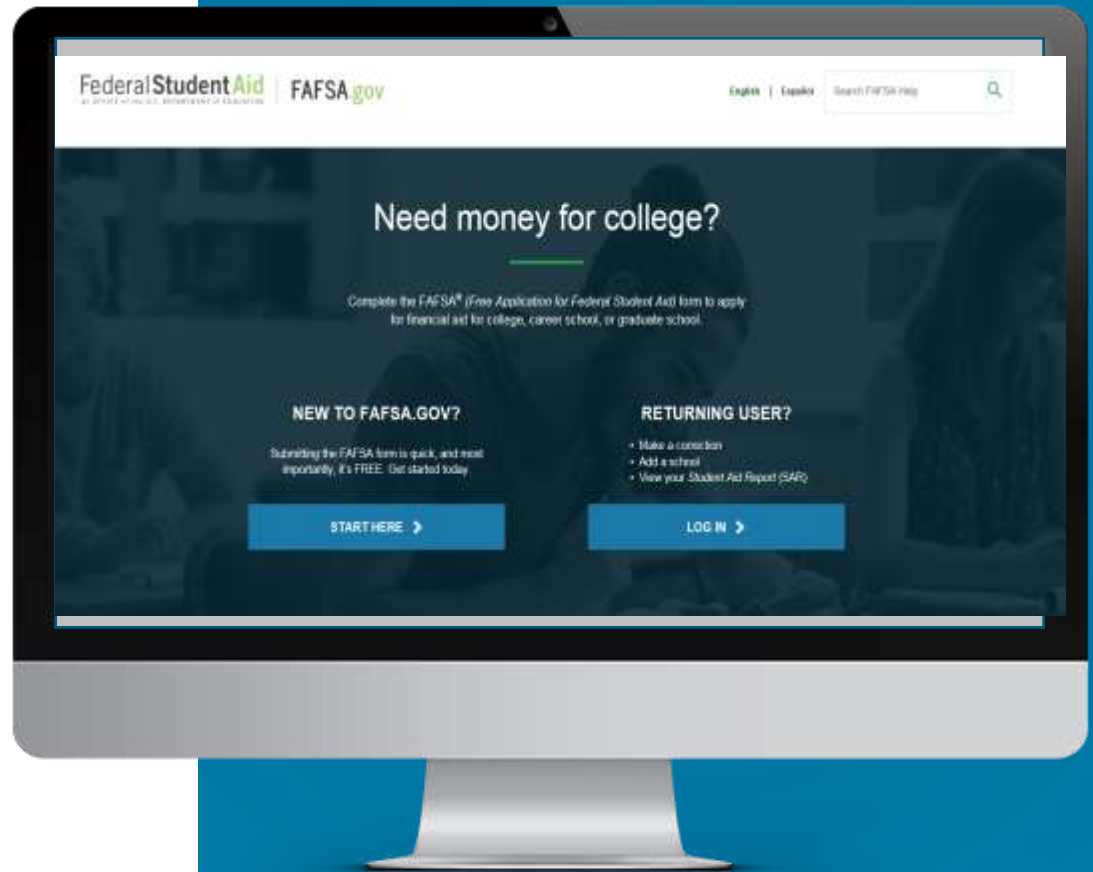
☐ Show Text

« PREVIOUS

CONTINUE »

FAFSA - StudentAid.gov

- Free Application for Federal Student Aid
- There is skip logic built into the FAFSA. If you answer questions a certain way, you are able to skip other questions.



Filing the FAFSA

- Students must file a FAFSA every year they are enrolled in postsecondary education
- Apply online at: studentaid.gov or use the myStudentAid mobile app (USDE)



StudentAid.gov

The screenshot shows the StudentAid.gov homepage. At the top, there is a light blue banner with an information icon and the text: "Loan Repayment Begins After Sept. 30: Coronavirus and Forbearance Information for Students, Borrowers, and Parents". Below this is a navigation bar with the "Federal StudentAid" logo, a list of menu items (UNDERSTAND AID, APPLY FOR AID, COMPLETE AID PROCESS, MANAGE LOANS), and links for "Log In | Create Account" and a search icon. The main content area has a dark teal background with the headline "You Are America's Smartest Investment". Below the headline is a paragraph: "The U.S. Department of Education's office of Federal Student Aid provides more than \$120 billion in financial aid to help pay for college or career school each year." To the right of this text, a red rectangular box highlights a white button labeled "Log In" and a link labeled "Create Account". Below the main content area are four teal boxes with white text: "Considering School" (I'm thinking about going to college or a career school), "In School" (I'm in the process of earning a degree or certificate), "Parent" (I want to help my child pay for college), and "In Repayment" (I have loans I need to repay). At the bottom, there is a light blue section with the text "Getting ready for college can be easier than you think." and a "POPULAR TOPICS" section with a link "Get Checklists for Academic and Financial Preparation".

Loan Repayment Begins After Sept. 30:
Coronavirus and Forbearance Information for Students, Borrowers, and Parents

An official website of the United States government. Help Center English | Español

Federal StudentAid
an agency of the U.S. Department of Education

UNDERSTAND AID APPLY FOR AID COMPLETE AID PROCESS MANAGE LOANS Log In | Create Account

You Are America's Smartest Investment

The U.S. Department of Education's office of Federal Student Aid provides more than \$120 billion in financial aid to help pay for college or career school each year.

Log In
Create Account

Considering School
I'm thinking about going to college or a career school.

In School
I'm in the process of earning a degree or certificate.

Parent
I want to help my child pay for college.

In Repayment
I have loans I need to repay.

Getting ready for college can be easier than you think.

POPULAR TOPICS
Get Checklists for Academic and Financial Preparation

Login

Login

Log in to the FAFSA

Only students may use their FSA ID to log in. Parents and others can start a FAFSA for a student by entering the student's identifiers. Parents and others can also work on a FAFSA form or correction the student started using the **Save Key** that the student made. [Help for parents.](#)

☐ I am the student

OR

☐ I am a parent, preparer, or student from a Freely Associated State

NEXT ➔

Form Approved
OMB No. 1845-0001
App. Exp. 12/31/2022

Site Last Updated: Sunday, September 29, 2019

Download [Adobe Reader](#)


©2010 fafsa.gov. All rights reserved.

Disclaimer

Warning

You are accessing a U.S. Federal Government computer system intended to be solely accessed by individual users expressly authorized to access the system by the U.S. Department of Education. Usage may be monitored, recorded, and/or subject to audit. For security purposes and in order to ensure that the system remains available to all expressly authorized users, the U.S. Department of Education monitors the system to identify unauthorized users. Anyone using this system expressly consents to such monitoring and recording. Unauthorized use of this information system is prohibited and subject to criminal and civil penalties. Except as expressly authorized by the U.S. Department of Education, unauthorized attempts to access, obtain, upload, modify, change, and/or delete information on this system are strictly prohibited and are subject to criminal prosecution under 18 U.S.C. § 1030, and other applicable statutes, which may result in fines and imprisonment. For purposes of this system, unauthorized access includes, but is not limited to:

- Any access by an employee or agent of a commercial entity, or other third party, who is not the individual user, for purposes of commercial advantage or private financial gain (regardless of whether the commercial entity or third party is providing a service to an authorized user of the system); and
- Any access in furtherance of any criminal or tortious act in violation of the Constitution or laws of the United States or any state.
- If system monitoring reveals information indicating possible criminal activity, such evidence may be provided to law enforcement personnel.



DECLINE

ACCEPT

Get Started

Welcome, first last!

To receive federal student financial aid, you need to fill out a FAFSA every school year. Let's get started.

For which school year are you applying for financial aid?

If you are applying for a summer session, or just don't know which application to complete, check with the college you are planning to attend.

[Which school year should I choose?](#)

START 2021-2022 FAFSA

OR

START 2020-2021 FAFSA

Select – Start 2021-22 FAFSA

FSA ID

Last Time, Date FSA ID Used:

FSA ID Status:

[User Account Management](#)

You can use your FSA ID to sign your FAFSA electronically or make corrections to your FAFSA.

Site Last Updated: Sunday, September 29, 2019

Download [Adobe Reader](#)

©2010 fafsa.gov. All rights reserved.

Write
this
down!

Start Student's 2021-2022 FAFSA

STUDENT INFORMATION

Form Approved
OMB No. 1845-0047
App. Exp. 12/31/2022

Create a Save Key.
The Save Key is for temporary use for you or your parent to return and complete this specific FAFSA.

Create a Save Key

Re-enter Save Key

MY FAFSA NEXT

Site Last Updated: Sunday, September 29, 2019 Download [Adobe Reader](#)

©2010 fafsa.gov. All rights reserved.

Create a Save Key

The save key
must be 4 to 8
characters long
&
any combination
of numbers
and/or
uppercase and
lowercase
letters

STUDENT INFORMATION

[Expand All](#)

› How can I get help completing my FAFSA?

Get help with each FAFSA question by clicking on the Help (?) icon. You can also search FAFSA Help or view the [FAFSA Help](#) page.

› How many steps does it take to complete?

› How long will it take to complete?

› Can I save my FAFSA if I can't finish it?

› Documents needed to complete the FAFSA

› Signing the FAFSA

› *FAFSA on the Web* Security and Privacy



Student Demographics

The navigation bar tells you where you are in the application.

Review student demographic information. Add middle initial.

Click next

Use the Previous and Next buttons within the application.

Personal Information for Student

Student Demographics

School Selection

Dependency Status

Parent Demographics

Parent Financials

Student Financials

Sign & Submit

Confirmation

STUDENT INFORMATION

✔ Application was successfully saved.

ℹ

Because the FAFSA belongs to the student, "you" and "your" always (unless otherwise noted) refer to the student.

Your Social Security Number

472-20-2020

Your first name

first

Your middle initial

Your last name

last

Your date of birth

06/06/2000

⬅ PREVIOUS

NEXT ➡

Site Last Updated: Sunday, September 29, 2019

Download [Adobe Reader](#)

©2010 fafsa.gov. All rights reserved.

Use an email address you check every day!

Student E-mail and Phone

Student Demographics

School Selection

Dependency Status

Parent Demographics

Parent Financials

Student Financials

Sign & Submit

Confirmation

STUDENT INFORMATION

Your e-mail address?

test@yahoo.com

Re-enter your e-mail address?

test@yahoo.com

Your telephone number?

(594) 594-5945

PREVIOUS

NEXT

Site Last Updated: Sunday, September 29, 2019

Download [Adobe Reader](#)

©2010 fafsa.gov. All rights reserved.

Student Address

Student
Demographics



School Selection

Dependency
Status

Parent
Demographics

Parent
Financials

Student
Financials

Sign & Submit

Confirmation

STUDENT INFORMATION

Your permanent mailing address (include apt. number) ?

123 Oakdale Dr.

Your city (and country if not U.S.) ?

Coralville

Your state ?

Iowa ▼

Your ZIP code ?

52317

← PREVIOUS

NEXT →

Site Last Updated: Sunday, September 29, 2019

Download [Adobe Reader](#)

©2010 fafsa.gov. All rights reserved.

Student Demographics

**Confirm residency –
Has the student lived
in PA for at least 5
years?**

**Indicate Citizenship
status - (US citizen,
Eligible non-citizen or
not a citizen or
eligible non-citizen).**

Click Next

The screenshot shows a web form titled "Student Residency and Eligibility". At the top, there is a navigation bar with several tabs: "Student Demographics" (which is active and highlighted with a pencil icon), "School Selection", "Dependency Status", "Parent Demographics", "Parent Financials", "Student Financials", "Sign & Submit", and "Confirmation". Below the navigation bar, the "STUDENT INFORMATION" section is displayed. It contains two questions: "Have you lived in Pennsylvania for at least 5 years?" with radio button options for "Yes" (selected) and "No", and "Are you a U.S. citizen?" with a dropdown menu showing "Yes, I am a U.S. citizen (or U.S. national)". To the right of each question is a help icon (a question mark in a circle). At the bottom right of the form are "PREVIOUS" and "NEXT" buttons. Below the form, there is a footer with the text "Site Last Updated: Tuesday, June 30, 2020", a link to "Download Adobe Reader", and a copyright notice "©2010 fafsa.gov. All rights reserved."

Student Residency and Eligibility

Student Demographics School Selection Dependency Status Parent Demographics Parent Financials Student Financials Sign & Submit Confirmation

STUDENT INFORMATION

Have you lived in Pennsylvania for at least 5 years? ?
☒ Yes ☐ No

Are you a U.S. citizen? ?
Yes, I am a U.S. citizen (or U.S. national) ▼

PREVIOUS NEXT

Site Last Updated: Tuesday, June 30, 2020 [Download Adobe Reader](#)

©2010 fafsa.gov. All rights reserved.

You may receive this notification

STUDENT INFORMATION



You are eligible to transfer your FAFSA information into Pennsylvania's state student aid application. Use the **Start your state application** link on the FAFSA confirmation page to transfer your information.

Note: This feature is only displayed once on the confirmation page after submitting your FAFSA.

Student Demographics

Confirm HS completion status

What degree will student be working on?

Will the student have a BA degree before 2021-22 school year?

What will be student's college grade level be in 2021-22?

Answer Work Study question

Click Next

Exit Reset FAFSA View FAFSA Summary Save Help

Student Education

Student Demographics School Selection Dependency Status Parent Demographics Parent Financials Student Financials Sign & Submit Confirmation

STUDENT INFORMATION

What will your high school completion status be when you begin college in the 2021-2022 school year?

Select

What college degree or certificate will you be working on when you begin the 2021-2022 school year?

Select

Will you have your first bachelor's degree before you begin the 2021-2022 school year?

☐ Yes ☒ No

What will your college grade level be when you begin the 2021-2022 school year?

Select

Are you interested in being considered for work-study?

☒ Yes ☐ No ☐ Don't know

CHECK FOR ERRORS PREVIOUS NEXT

Student Selective Service

Student
Demographics

School Selection

Dependency
Status

Parent
Demographics

Parent
Financials

Student
Financials

Sign & Submit

Confirmation

STUDENT INFORMATION

Are you male or female?



Male



Female



Most male citizens and male immigrants must register with the Selective Service System to receive federal student aid.

Are you registered with the Selective Service System?



Yes



No

Do you want us to register you with the Selective Service System?



Yes



No



PREVIOUS

NEXT



Site Last Updated: Sunday, September 29, 2019

Download [Adobe Reader](#)

©2010 fafsa.gov. All rights reserved.

Student Driver's License

Student
Demographics



School Selection

Dependency
Status

Parent
Demographics

Parent
Financials

Student
Financials

Sign & Submit

Confirmation

STUDENT INFORMATION

Your driver's license number (if you have one) ?

Your driver's license state ?

Select ▼

Driver's License is optional

← PREVIOUS

NEXT →

Site Last Updated: Sunday, September 29, 2019

Download [Adobe Reader](#)

©2010 fafsa.gov. All rights reserved.

Student Foster Care and Parent Education Completion

Student
Demographics



School Selection

Dependency
Status

Parent
Demographics

Parent
Financials

Student
Financials

Sign & Submit

Confirmation

STUDENT INFORMATION

Are you a foster youth or were you at any time in the foster care system?

☐ Yes ☒ No



Highest school completed by Parent 1



High School



Highest school completed by Parent 2



College or beyond



← PREVIOUS

NEXT →

Site Last Updated: Sunday, September 29, 2019

Download [Adobe Reader](#)

©2010 fafsa.gov. All rights reserved.

Search for High School

Student
Demographics

School Selection

Dependency
Status

Parent
Demographics

Parent
Financials

Student
Financials

Sign & Submit

Confirmation

STUDENT INFORMATION

✓ Application was successfully saved.

i Because the FAFSA belongs to the student, "you" and "your" always (unless otherwise noted) refer to the student.

i Enter the name, city, and state of your high school, then click **Search**. ?

What is the name of your high school?

West

In what city is your high school located?

Iowa City

In what state is your high school located?

Click on search and select your high school from the list that appears.

SEARCH 🔍

← PREVIOUS

NEXT →

Download [Adobe Reader](#)

©2010 fafsa.gov. All rights reserved.

High School Search Results

Student
Demographics

School Selection

Dependency
Status

Parent
Demographics

Parent
Financials

Student
Financials

Sign & Submit

Confirmation

STUDENT INFORMATION



We found 31 results that meet your criteria. Click the **Select** link next to the correct high school to add it to your application.

To narrow your results click **New Search** and change the information in the entry fields to better clarify your request.

If your high school is not listed, click **Next** to continue and make sure the high school name, city and state have all been entered correctly.

Search Results: 1 to 31 of 31

SELECT	School Name: West High School City: Sioux City
SELECT	School Name: West Senior High School City: Iowa City
SELECT	School Name: West High School City: Davenport
SELECT	School Name: West High School City: Waterloo
	School Name: West Bend-mallard High School

NEW SEARCH



NEXT



Select up
to 10
colleges

Search for Colleges

Student Demographics

School Selection

Dependency Status

Parent Demographics

Parent Financials

Student Financials

Sign & Submit

Confirmation

STUDENT INFORMATION

first, based on the information you provided, we have determined that you may qualify for federal student aid. Continue through the application for us to determine how much aid you can receive.

Here's where you'll search for the colleges to which you'd like to send your FAFSA information. You can add up to 10 colleges at a time to your FAFSA. If you're applying to more than 10 colleges, [follow these instructions](#).

Make sure you add ALL colleges you're interested in, even if you haven't applied or been accepted yet.

Complete the fields below to search for a college to add to your FAFSA.

Do you know the college's [Federal School Code](#)?

☐ Yes

☒ No

State

Iowa

City (optional)

Iowa City

School Name (optional)

SEARCH TIPS

PREVIOUS

SEARCH

Site Last Updated: Sunday, September 27, 2020

Download [Adobe Reader](#)

©2010 fafsa.gov. All rights reserved.

29

College Search Results

Student
Demographics

School Selection

Dependency
Status

Parent
Demographics

Parent
Financials

Student
Financials

Sign & Submit

Confirmation

STUDENT INFORMATION



You can add up to 10 colleges to your FAFSA.

All of the information you include on your FAFSA, with the exception of the list of colleges, will be sent to each of the colleges you list. In addition, all of your FAFSA information, including the list of colleges, will be sent to your state grant agency.



To select schools from the Search Results, click the checkbox to the left of each school you'd like to add to your FAFSA, then click **Next** or **Add More Schools** to continue.

Search Results: 1 to 1 of 1.

Sort By: Best Match

☐

School Name: [University Of Iowa](#)

City: Iowa City State: IA Federal School Code: 001892

1

ADD MORE SCHOOLS

Site Last Updated: Sunday, September 29, 2019

Download [Adobe Reader](#)

©2010 fafsa.gov. All rights reserved.

Selected Colleges and Housing Plans

Student
Demographics

School Selection

Dependency
Status

Parent
Demographics

Parent
Financials

Student
Financials

Sign & Submit

Confirmation

STUDENT INFORMATION

For each school listed, select the appropriate housing plan from the dropdown list.

School Name: University Of Iowa

Federal School Code: 001892



Housing Plans

On Campus

VIEW COLLEGE INFO

ADD MORE SCHOOLS

← PREVIOUS

NEXT →

Site Last Updated: Sunday, September 29, 2019

Download [Adobe Reader](#)

©2010 fafsa.gov. All rights reserved.

Student Marital Status

Student
Demographics

School Selection

Dependency
Status

Parent
Demographics

Parent
Financials

Student
Financials

Sign & Submit

Confirmation

STUDENT INFORMATION

What is your marital status as of today?

I am single

← PREVIOUS

NEXT →

Site Last Updated: Sunday, September 29, 2019

Download [Adobe Reader](#)

©2010 fafsa.gov. All rights reserved.

Does Student Have Dependents?

Student
Demographics

School Selection

Dependency
Status

Parent
Demographics

Parent
Financials

Student
Financials

Sign & Submit

Confirmation

STUDENT INFORMATION

Do you now have or will you have children who will receive more than half of their support from you between July 1, 2021 and June 30, 2022?

☐ Yes ☒ No

Do you have dependents (other than your children or spouse) who live with you and who receive more than half of their support from you, now and through June 30, 2022?

☐ Yes ☒ No

← PREVIOUS

NEXT →

Site Last Updated: Sunday, September 29, 2019

Download [Adobe Reader](#)

©2010 fafsa.gov. All rights reserved.

Student Additional Dependency Questions

Student
Demographics

School Selection

Dependency
Status

Parent
Demographics

Parent
Financials

Student
Financials

Sign & Submit

Confirmation

STUDENT INFORMATION

Answer the following questions to determine if you are required to provide information about your parents on your FAFSA. Check all that apply or check **None of the above**.

- ☐ Are you currently serving on active duty in the U.S. Armed Forces for purposes other than training?
- ☐ Are you a veteran of the U.S. Armed Forces?
- ☐ At any time since you turned age 13, were both your parents deceased, were you in foster care, or were you a dependent or ward of the court?
- ☐ As determined by a court in your state of legal residence, are you or were you an emancipated minor?
- ☐ Does someone other than your parent or stepparent have legal guardianship of you, as determined by a court in your state of legal residence?
- ☒ None of the above

← PREVIOUS

NEXT →

Site Last Updated: Sunday, September 29, 2019

Download [Adobe Reader](#)

©2010 fafsa.gov. All rights reserved.

Student Homelessness Filter Question

Student
Demographics

School Selection

Dependency
Status

Parent
Demographics

Parent
Financials

Student
Financials

Sign & Submit

Confirmation

STUDENT INFORMATION

On or after July 1, 2020, were you homeless or were you self-supporting and at risk of being homeless?

☐ Yes ☒ No

← PREVIOUS

NEXT →

Site Last Updated: Sunday, September 29, 2019

Download [Adobe Reader](#)

©2010 fafsa.gov. All rights reserved.

Dependent Student

Student
Demographics

School Selection

Dependency
Status

Parent
Demographics

Parent
Financials

Student
Financials

Sign & Submit

Confirmation

STUDENT INFORMATION

Based on your answers to the dependency status questions, **you are considered a dependent student. This means you must provide [parental](#) information.** Select "I will provide information about my parent(s)" and click **Next** to continue filling out your FAFSA.

If you have a special circumstance and are unable to provide parental information, under very limited circumstances, you may be able to submit your FAFSA without parental information. Select "I am unable to provide information about my parent(s)" and click **Next** to get additional information.

- ☒ I will provide information about my parent(s)
- ☐ I am unable to provide information about my parent(s)

← PREVIOUS

NEXT →

Site Last Updated: Sunday, September 29, 2019

Download [Adobe Reader](#)

©2010 fafsa.gov. All rights reserved.

Parent Marital Status

Student Demographics School Selection Dependency Status **Parent Demographics** Parent Financials Student Financials Sign & Submit Confirmation

PARENT INFORMATION

✓ Application was successfully saved.

ⓘ Because the FAFSA belongs to the student, "you" and "your" always (unless otherwise noted) refer to the student.

As of today, what is the marital status of your parents? ⓘ

Married or Remarried ▼

When did your parents get married or remarried? ⓘ

06/1999


← PREVIOUS

NEXT →

Download [Adobe Reader](#)

Indicate marital status of parent that student has lived with the most over previous 12 months

Personal Information for Parent

Student Demographics ✓ School Selection ✓ Dependency Status ✓ Parent Demographics  Parent Financials Student Financials Sign & Submit Confirmation

PARENT INFORMATION

Enter Information for your first **parent** (father/mother/stepparent)

Parent's Social Security Number

350-22-2222

?



Parent's last name

last

?

Parent's first initial

f

?

Parent's date of birth

06/06/1960

?



Your parents' e-mail address

parent@gmail.com

?

Re-enter your parents' e-mail address

parent@gmail.com

?

← PREVIOUS

NEXT →

Remember which parent you listed first

Download [Adobe Reader](#)

Personal Information for Other Parent



PARENT INFORMATION

Enter Information for your other **parent** (father/mother/stepparent)

Parent's Social Security Number

350-33-3333

Parent's last name

last

Parent's first initial

f

Parent's date of birth

06/06/1960

← PREVIOUS

NEXT →

Check info for accuracy

Site Last Updated: Sunday, September 27, 2020

Download [Adobe Reader](#)

©2010 fafa.gov. All rights reserved.

Parent Demographics

Parent's
Residency
question

Click Next

Parent State of Legal Residence

Student Demographics

School Selection

Dependency Status

Parent Demographics

Parent Financials

Student Financials

Sign & Submit

Confirmation

PARENT INFORMATION

Have your parents lived in Pennsylvania for at least 5 years?

☐ Yes ☐ No

PREVIOUS

NEXT

Site Last Updated: Sunday, September 27, 2020

Download [Adobe Reader](#)

2010 fafsa.gov. All rights reserved.

Parent Household Info

Student Demographics School Selection Dependency Status **Parent Demographics** Parent Financials Student Financials Sign & Submit Confirmation

PARENT INFORMATION

Household Size

Your parents

2

Yourself, even if you do not live with your parents

1

Your parent's other children (even if they do not live with your parents) if:

- a. Your parents will provide more than half of their support from July 1, 2021 through June 30, 2022 or
- b. These children can answer "No" to every [Dependency Status question on the FAFSA](#)

0

Other people if:

- a. they now live with your parents,
- b. your parents provide more than half of their support, and
- c. your parents will continue to provide more than half of their support from July 1, 2021 through June 30, 2022

0

Your parents' number of family members in 2021-2022 (household size)

3

Number in College

How many people in your parents' household (as reported above) will be college students between July 1, 2021 and June 30, 2022? Do not include your parents.

1

PREVIOUS

NEXT

Site last updated: Sunday, September 27, 2020

[Download Adobe Reader](#)

© 2010 fafsa.gov. All rights reserved.

Number in college?

Parent Tax Filing Status

Student Demographics School Selection Dependency Status Parent Demographics **Parent Financials** Student Financials Sign & Submit Confirmation

PARENT INFORMATION

✓ Application was successfully saved.

Attention! You must provide financial information from your parents' 2019 tax return on the following pages.

For 2019, have your parents completed their IRS income tax return or another tax return? ?

Already completed

What type of income tax return did your parents file for 2019? ?

IRS 1040

For 2019, what is your parents' tax filing status according to their tax return? ?

Married-Filed Joint Return

IRS Data Retrieval Tool

Applying is faster and easier if your parents transfer their tax return information into this FAFSA with the IRS Data Retrieval Tool (IRS DRT):

[LINK TO IRS](#)

← PREVIOUS

NEXT →

Site Last Updated: Sunday, September 27, 2020

Download [Adobe Reader](#)

©2010 fafsa.gov. All rights reserved.

Questions
are about
2019



Parent Eligible for IRS DRT

Student Demographics ✓ School Selection ✓ Dependency Status ✓ Parent Demographics ✓ Parent Financials ✎ Student Financials Sign & Submit Confirmation

PARENT INFORMATION

Applying is **faster and easier** with the IRS DRT!

Based on your responses, we recommend that you, the mother, transfer your information from the IRS into this FAFSA. The [IRS Data Retrieval Tool \(IRS DRT\)](#) allows users to link to the IRS Web site and securely transfer original IRS tax return information into their FAFSA.

For your protection, your tax return information will not display on the IRS Web site or on the FAFSA.

If you use the IRS DRT, you may not have to provide additional IRS documentation later to qualify for federal student aid.

[LINK TO IRS ⇄](#)

[No Thanks](#)

Site Last Updated: Sunday, September 27, 2010

Download [Adobe Reader](#)

©2010 fafsa.gov. All rights reserved.

Parent Financials

Parent Leaving FAFSA

Student Demographics School Selection Dependency Status Parent Financials Student Financials Sign & Submit Confirmation

PARENT INFORMATION

Leaving FAFSA on the Web

You, the parent, are now leaving FAFSA on the Web and will be transferred to the IRS Web site. Your FAFSA information will be saved.

Your saved FAFSA will automatically open either when you transfer your information from the IRS or choose to return to FAFSA on the Web from the IRS Web site. If you do not transfer your information or choose not to return to FAFSA on the Web from the IRS Web site, you will have to log in to open your saved FAFSA.

For your protection, your tax return information will not display on the IRS Web site or on the FAFSA.

SKIP IRS CRT **PROCEED TO IRS SITE**

Leaving FAFSA on the Web

You, the parent, are now leaving FAFSA on the Web and will be transferred to the IRS Web site. Your FAFSA information will be saved.

Your saved FAFSA will automatically open either when you transfer your information from the IRS or choose to return to FAFSA on the Web from the IRS Web site. If you do not transfer your information or choose not to return to FAFSA on the Web from the IRS Web site, you will have to log in to open your saved FAFSA.

For your protection, your tax return information will not display on the IRS Web site or on the FAFSA.

You are now leaving this page. Click "OK" to continue or click "Cancel" to stay on this page. Your FAFSA information will be saved if you choose to continue.

OK CANCEL

IRS

Return to FAFSA | Help | Logout | Español

THIS U.S. GOVERNMENT SYSTEM IS FOR AUTHORIZED USE ONLY!

THIS U.S. GOVERNMENT SYSTEM IS FOR AUTHORIZED USE ONLY! Use of this system constitutes consent to monitoring, interception, recording, reading, copying or capturing by authorized personnel of all activities. There is no right to privacy in this system. Unauthorized use of this system is prohibited and subject to criminal and civil penalties, including all penalties applicable to willful unauthorized access (UNAX) or inspection of taxpayer records (under 18 U.S.C. 1030 and 26 U.S.C. 7213A and 26 U.S.C. 7431).

OK

Parent Financials – IRS Data Retrieval Tool


All data must match

Use address as it appears on your tax return

Click Submit

The screenshot shows the IRS 'Get My Federal Income Tax Information' form. At the top, the IRS logo is on the left, and navigation links 'Return to FAFSA', 'Help', 'Logout', and 'Español' are on the right. The main heading is 'Get My Federal Income Tax Information', followed by a link to the 'Privacy Notice'. The instruction reads: 'Enter the following information from your 2019 Federal Income Tax Return.' A note states: 'All fields are required unless marked otherwise.' The form fields are: 'First Name' (with a 'First' placeholder), 'Last Name' (with a 'Last' placeholder), 'Social Security Number' (with a note 'No input required' and a placeholder '*** - ** - 2617'), 'Date of Birth' (with a note 'MM/DD/YYYY' and a date picker showing '01/01/1999'), 'Filing Status' (a dropdown menu showing 'Single'), 'Street Address' (with a note 'Must match your 2019 Federal Income Tax Return' and a placeholder '123 Oakdale Dr.'), and 'P.O. Box' (with a note 'Required if entered on your tax return').

Parent Financials – IRS Data Retrieval Tool

 **IRS**

Return to FAFSA | Help | Logout | Español

2019 Federal Income Tax Information

[Edit Data](#)

Based on the information you provided, the Internal Revenue Service (IRS) located your income tax return. With your permission below, the IRS will securely transfer your tax information to the U.S. Department of Education (ED) to populate any applicable FAFSA® questions.

For your protection, the IRS will not display your tax information and will further encrypt any tax information transferred using the IRS DRT; therefore, ED is unable to display your tax information on your FAFSA form.

The data retrieved from your tax return is limited to the items listed below as you reported to the IRS:

Tax Year	Type of Return Filed	Untaxed Portion of IRA Distributions & Pensions/Annuities
Name(s)	Adjusted Gross Income	Tax-exempt Interest Income
Social Security Number	Income Earned from Work	IRA Deductions and Payments
Filing Status	Income Tax	Status of Amended Returns Received
IRS Exemptions	Education Credits	Schedule 1 Evaluation

Refer to your tax records if you have a question about the values you reported.

Transfer My Tax Information into the FAFSA Form ?

The tax information provided to fafsa.gov will populate the answers to the appropriate FAFSA questions. After the FAFSA questions are populated, your IRS session will end, and you will return to your FAFSA form. Check this box if you are choosing to transfer your information.

☒ **TRANSFER NOW** ?

Do Not Transfer My Tax Information and Return to the FAFSA Form ?

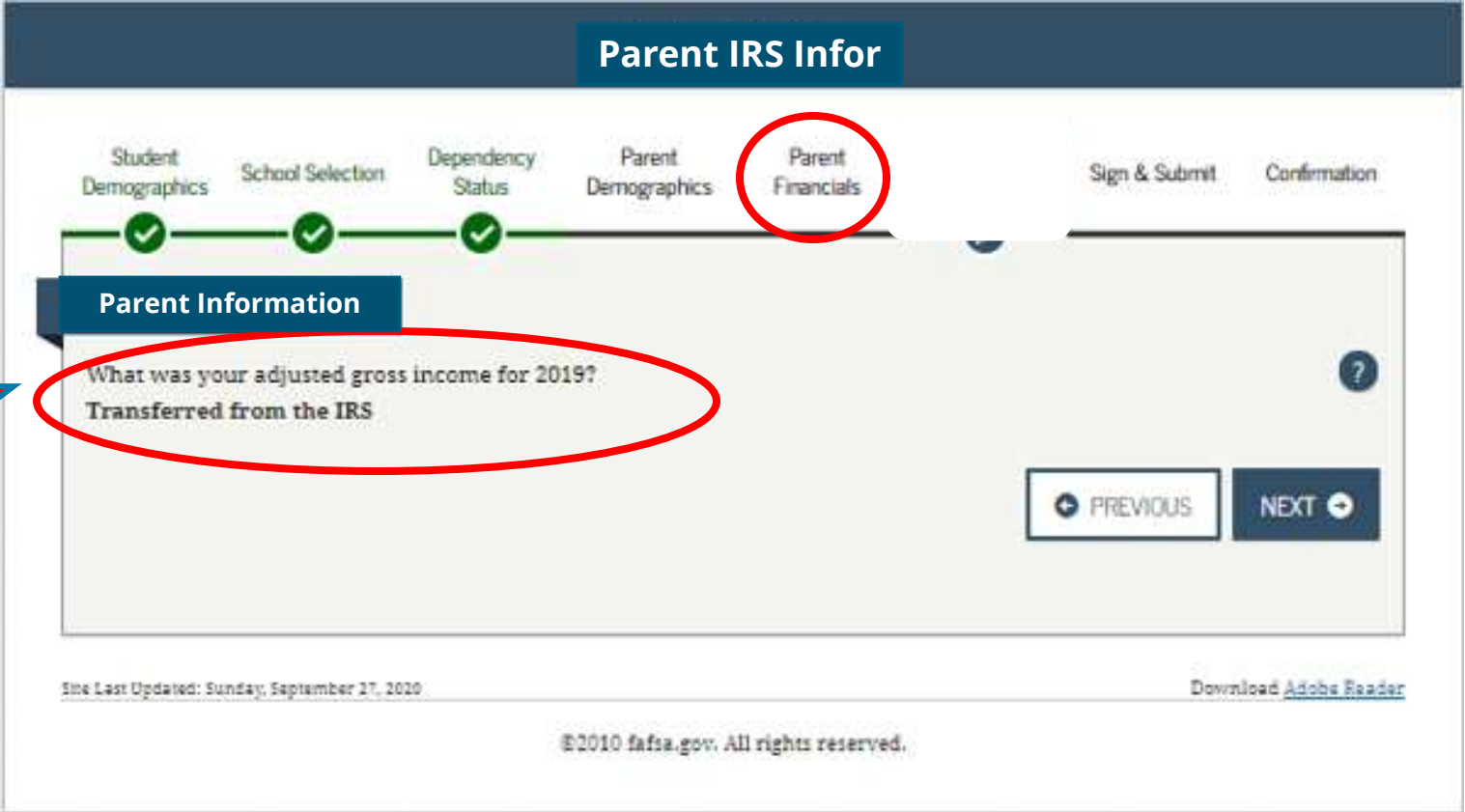
By clicking the "Do Not Transfer" button, you are choosing not to transfer your tax information electronically. Your IRS session will end, and you will return to your FAFSA form.

☐ **DO NOT TRANSFER** ?

 **IRS**

IRS Privacy Policy | Accessibility

Parent Financials – Transferred from the IRS



The screenshot shows the 'Parent IRS Infor' section of a form. A progress bar at the top indicates the following steps: Student Demographics, School Selection, Dependency Status, Parent Demographics, Parent Financials, Sign & Submit, and Confirmation. The 'Parent Financials' step is circled in red. Below the progress bar, a blue box labeled 'Parent Information' contains the text 'What was your adjusted gross income for 2019?' and 'Transferred from the IRS', which is circled in red. A red star is positioned to the left of this text. At the bottom right of the form area are 'PREVIOUS' and 'NEXT' buttons. The footer includes the text 'Site Last Updated: Sunday, September 27, 2010', a link to 'Download Adobe Reader', and the copyright notice '©2010 fafsa.gov. All rights reserved.'

Parent IRS Infor

Student Demographics School Selection Dependency Status Parent Demographics **Parent Financials** Sign & Submit Confirmation

Parent Information

What was your adjusted gross income for 2019?
Transferred from the IRS

PREVIOUS NEXT

Site Last Updated: Sunday, September 27, 2010 Download [Adobe Reader](#)

©2010 fafsa.gov. All rights reserved.

Parent IRS Info



PARENT INFORMATION

What was your parents' adjusted gross income for 2019? This amount is found on IRS Form 1040-line 8b. ?

\$

28,000

.00

INCOME ESTIMATOR

← PREVIOUS

NEXT →

***If you don't use IRS DRT,
you will need to answer
this question.**

File Last Updated: Sunday, September 27, 2020

Download [Adobe Reader](#)

©2010 fafsa.gov. All rights reserved.

Parent Income from Work

Student
Demographics

School Selection

Dependency
Status

Parent
Demographics

Parent
Financials

Student
Financials

Sign & Submit

Confirmation

PARENT INFORMATION

How much did your Parent 1 (father/mother/stepparent) earn from working (wages, salaries, tips, etc.) in 2019? ?
This amount is your Parent 1 (father's/mother's/stepparent's) portion of IRS Form 1040-line 1 + Schedule 1 lines 3 + 6 + Box 14 (Code A) of IRS Schedule K-1 (Form 1065).

\$

16,000

.00

How much did your Parent 2 (father/mother/stepparent) earn from working (wages, salaries, tips, etc.) in 2019? ?
This amount is your Parent 2 (father's/mother's/stepparent's) portion of IRS Form 1040-line 1 + Schedule 1 lines 3 + 6 + Box 14 (Code A) of IRS Schedule K-1 (Form 1065).

\$

12,000

.00

← PREVIOUS

NEXT →

If you filed a joint return, use w-2's and Schedule 1 and Schedule K-1

Site Last Updated: Sunday, September 27, 2020

Download [Adobe Reader](#)

©2010 fafsa.gov. All rights reserved.

2019 W-2

EXAMPLE W-2

22222		a Employee's social security number 123-45-6789		OMB No. 1545-0047	
b Employer identification number (EIN) 11-1111112		1 Wages, tips, other compensation 98,500.00		2 Federal income tax withheld 15,000.00	
c Employer's name, address, and ZIP code TOPCOMPANY 123 STREET RD ANYWHERE, USA, 12345		3 Social security wages 100,000.00		4 Social security tax withheld 5000.00	
		5 Medicare wages and tips 100,000.00		6 Medicare tax withheld 1100.00	
		7 Social security tips		8 Allocated tips	
		9		10 Dependent care benefits	
e Employee's first name and initial Last name TOM T. TAXPAYER 456 ROAD ST ANYWHERE, USA, 12345		11 Nonqualified plans		12a D 1,500.00	
		13 Statutory employee <input type="checkbox"/> Retirement plan <input checked="" type="checkbox"/> Third-party sick pay <input type="checkbox"/>		12b DD 1,000.00	
		14 Other		12c	
				12d	
f Employee's address and ZIP code					
15 State US	Employer's state ID number 1234	16 State wages, tips, etc. 100,000	17 State income tax 3000	18 Local wages, tips, etc. 100,000	19 Local income tax 4000
				20 Locality name USA	

Form **W-2** Wage and Tax
Statement
Copy 1—For State, City, or Local Tax Department

2019


Department of the Treasury—Internal Revenue Service



Parent Additional IRS Info



PARENT INFORMATION

Enter the amount of your parents' income tax for 2019. This is the total amount of IRS Form 1040-line 14 minus Schedule 2-line 2. 

\$

2,000 .00

***Refer to 1040 and Schedule 2**

 PREVIOUS

NEXT 

The Last Updated: Sunday, September 27, 2010

Download [Adobe Reader](#)

©2010 fafsa.gov. All rights reserved.

2019 1040

Form 1040 (2019) Page **2**

12a Tax (see inst.). Check if any from Form(s): 1 ☐ 8814 2 ☐ 4972 3 ☐ **12a** **12b**

b Add Schedule 2, line 3, and line 12a and enter the total **12b**

13a Child tax credit or credit for other dependents **13a**

b Add Schedule 3, line 7, and line 13a and enter the total **13b**

14 Subtract line 13b from line 12b. If zero or less, enter -0- **14**

15 Other taxes, including self-employment tax, from Schedule 2, line 10 **15**

16 Add lines 14 and 15. This is your **total tax** **16**

17 Federal income tax withheld from Forms W-2 and 1099 **17**

18 Other payments and refundable credits:

a Earned income credit (EIC) **18a**

b Additional child tax credit. Attach Schedule 8812 **18b**

c American opportunity credit from Form 8863, line 8 **18c**

d Schedule 3, line 14 **18d**

e Add lines 18a through 18d. These are your **total other payments and refundable credits** **18e**

19 Add lines 17 and 18e. These are your **total payments** **19**

Refund

20 If line 19 is more than line 16, subtract line 16 from line 19. This is the amount you **overpaid** **20**

21a Amount of line 20 you want **refunded to you**. If Form 8888 is attached, check here **21a**

b Routing number **c** Type: ☐ Checking ☐ Savings

d Account number

22 Amount of line 20 you want **applied to your 2020 estimated tax** **22**

Amount You Owe

23 Amount you owe. Subtract line 19 from line 16. For details on how to pay, see instructions **23**

24 Estimated tax penalty (see instructions) **24**

Third Party Designee
(Other than paid preparer)

Do you want to allow another person (other than your paid preparer) to discuss this return with the IRS? See instructions. ☐ Yes. Complete below. ☐ No

Designee's name Phone no. Personal identification number (PIN)

Sign Here

Under penalties of perjury, I declare that I have examined this return and accompanying schedules and statements, and to the best of my knowledge and belief, they are true, correct, and complete. Declaration of preparer (other than taxpayer) is based on all information of which preparer has any knowledge.

Your signature Date Your occupation

Spouse's signature. If a joint return, **both** must sign. Date Spouse's occupation

Phone no. Email address

Paid Preparer Use Only

Preparer's name Preparer's signature Date PTIN

Firm's name Phone no. Check if:

Firm's address Firm's EIN

Go to www.irs.gov/Form1040 for instructions and the latest information. Form **1040** (2019)

Schedule 2

SCHEDULE 2 (Form 1040 or 1040-SR)

Department of the Treasury
Internal Revenue Service

Additional Taxes

► Attach to Form 1040 or 1040-SR.

► Go to www.irs.gov/Form1040 for instructions and the latest information.

OMB No. 1545-0074

2019
Attachment
Sequence No. **02**

Name(s) shown on Form 1040 or 1040-SR

Your social security number

Part I Tax

1	Alternative minimum tax. Attach Form 6251	1	
2	Excess advance premium tax credit repayment. Attach Form 8962	2	
3	Add lines 1 and 2. Enter here and include on Form 1040 or 1040-SR, line 12b	3	

Part II Other Taxes

4	Self-employment tax. Attach Schedule SE	4	
5	Unreported social security and Medicare tax from Form: a <input type="checkbox"/> 4137 b <input type="checkbox"/> 8919	5	
6	Additional tax on IRAs, other qualified retirement plans, and other tax-favored accounts. Attach Form 5329 if required	6	
7a	Household employment taxes. Attach Schedule H	7a	
b	Repayment of first-time homebuyer credit from Form 5405. Attach Form 5405 if required	7b	
8	Taxes from: a <input type="checkbox"/> Form 8959 b <input type="checkbox"/> Form 8960 c <input type="checkbox"/> Instructions; enter code(s)	8	
9	Section 965 net tax liability installment from Form 965-A	9	
10	Add lines 4 through 8. These are your total other taxes . Enter here and on Form 1040 or 1040-SR, line 15	10	

For Paperwork Reduction Act Notice, see your tax return instructions.

Cat. No. 71478U

Schedule 2 (Form 1040 or 1040-SR) 2019

Parent Questions for Tax Filers Only



PARENT INFORMATION

Did your parents have any of the following items in 2019? Enter amounts for all that apply.

Combat pay or special combat pay. **This should be zero for enlisted persons and warrant officers** (including commissioned warrant officers) because their combat pay is entirely nontaxable. Only enter taxable combat pay included in your parents' adjusted gross income. ?

\$ 0 .00

Student college grant and scholarship aid reported to the IRS in your parents' income. Includes AmeriCorps benefits (awards, living allowances, and interest accrual payments), as well as grant and scholarship portions of fellowships and assistantships. ?

\$ 0 .00

Education credits (American Opportunity Tax Credit or Lifetime Learning Tax Credit) from IRS Form 1040 Schedule 3-line 3. ?

\$ 0 .00

Untaxed portions of IRA distributions and pensions from IRS Form 1040-lines (4a + 4c) - (4b + 4d). **Exclude rollovers.** If negative, enter a zero here. ?

\$ 0 .00

IRA deductions and payments to self-employed SEP, SIMPLE, Keogh, and other qualified plans from IRS Form 1040 Schedule 1-total of lines 15 + 19. ?

\$ 0 .00

Tax exempt interest income from IRS Form 1040-line 2a. ?

\$ 0 .00

← PREVIOUS

NEXT →

***Refer to 1040**

Site Last Updated: Sunday, September 27, 2020

Download [Adobe Reader](#)

©2019 fafsa.gov. All rights reserved.

Parent Additional Financial Info



PARENT INFORMATION

Did your parents have any of the following items in 2019? Enter amounts for all that apply.

Child support your parents paid because of divorce or separation or as a result of a legal requirement. Do not include support for children in your parents' household. ?

\$ 0 .00

Earnings from work under a Cooperative Education Program offered by a college ?

\$ 0 .00

Taxable earnings from need-based employment programs, such as Federal Work-study and need-based employment portions of fellowships and assistantships. ?

\$ 0 .00

◀ PREVIOUS

NEXT ▶

Site Last Updated: Sunday, September 27, 2020

Download [Adobe Reader](#)

©2010 fafsa.gov. All rights reserved.

Parent Untaxed Income



PARENT INFORMATION

Did your parents have any of the following items in 2019? Enter amounts for all that apply.

Child support received for all children. Do not include foster care or adoption payments. ?

\$.00

Housing, food, and other living allowances paid to members of the military, clergy, and others (including cash payments and cash value of benefits). Do not include the value of on-base military housing or the value of a basic military allowance for housing. ?

\$.00

Payments to tax-deferred pension and retirement savings plans (paid directly or withheld from earnings), including, but not limited to, amounts reported on the W-2 Form in Boxes 12a through 12d, codes D, E, F, G, H, and S. **Don't include** amounts reported in code DD (employer contributions toward employee health benefits). ?

\$.00

Veterans noneducation benefits such as Disability, Death Pension, or Dependency & Indemnity Compensation (DIC) and/or VA Educational Work-Study allowances ?

\$.00

Other untaxed income not reported, such as workers' compensation, disability benefits, etc. ?

\$.00

PREVIOUS

NEXT

Last Updated: Sunday, September 27, 2020

Download [Adobe Reader](#)

©2010 fafsa.gov. All rights reserved.

Look at W-2

Don't include
untaxed social
security benefits
or Supplemental
Security Income.

2019 W-2

EXAMPLE W-2

22222		a Employee's social security number 123-45-6789		OMB No. 1545-0008	
b Employer identification number (EIN) 11-1111112		1 Wages, tips, other compensation 98,500.00		2 Federal income tax withheld 15,000.00	
c Employer's name, address, and ZIP code TOPCOMPANY 123 STREET RD ANYWHERE, USA, 12345		3 Social security wages 100,000.00		4 Social security tax withheld 5000.00	
		5 Medicare wages and tips 100,000.00		6 Medicare tax withheld 1100.00	
		7 Social security tips		8 Allocated tips	
d Control number		9			
e Employee's first name and initial Last name TOM T. TAXPAYER 456 ROAD ST ANYWHERE, USA, 12345		11 Nonqualified plans		12a D 1,500.00	
		13 Statutory employee Retirement plan Third-party sick pay <input type="checkbox"/> <input checked="" type="checkbox"/> <input type="checkbox"/>		12b DD 1,000.00	
		14 Other		12c 12d	
f Employee's address and ZIP code					
15 State Employer's state ID number US 1234	16 State wages, tips, etc. 100,000	17 State income tax 3000	18 Local wages, tips, etc. 100,000	19 Local income tax 4000	20 Locality name USA

Form **W-2** Wage and Tax Statement
Copy 1—For State, City, or Local Tax Department

2019

Department of the Treasury—Internal Revenue Service



Parent Assets

If answer is No, you can skip this section.

If answer is yes – you will have to provide parent asset information

Parent Assets

Student Demographics

School Selection

Dependency Status

Parent Demographics

Parent Financials

Student Financials

Sign & Submit

Confirmation

PARENT INFORMATION

As of today, does the total amount of your parents' current [assets](#) exceed \$6,900.00?

☒ Yes ☐ No

PREVIOUS

NEXT

Site Last Updated: Tuesday, June 30, 2020

Download [Adobe Reader](#)

©2010 fafsa.gov. All rights reserved.

Parent Financials – Parents Assets

Assets include cash, savings and checking accounts, investment accounts such as 529 plans, CD's, bonds, money market funds, stocks, stock options, mutual funds, trust funds, or rental properties

A business value does not include a family business if the family owns and controls more than 50% and has 100 or less full-time employees.

Say yes or no and click next

The screenshot shows the 'Parent Assets' section of the FAFSA form. At the top, a progress bar indicates the following steps: Student Demographics (checked), School Selection (checked), Dependency Status (checked), Parent Demographics (checked), Parent Financials (current step, indicated by a pencil icon), Student Financials, Sign & Submit, and Confirmation. Below the progress bar, a dark blue header reads 'PARENT INFORMATION'. The first question is 'Do you want to skip questions about your parents' assets?' with radio buttons for 'Yes' and 'No' (selected). The second question is 'As of today, what is your parents' total current balance of cash, savings, and checking accounts?' with a text input field containing '3,500' and a currency symbol '\$' on the left and '.00' on the right. The third question is 'As of today, what is the net worth of your parents' investments, including real estate (not your parents' home)?' with a text input field containing '.00' and a currency symbol '\$' on the left and '.00' on the right. The fourth question is 'As of today, what is the net worth of your parents' current businesses and/or investment farms? Don't include a family farm or family business with 100 or fewer full-time or full-time equivalent employees.' with a text input field containing '.00' and a currency symbol '\$' on the left and '.00' on the right. At the bottom right of the form are two buttons: 'PREVIOUS' and 'NEXT'. At the very bottom of the page, it says 'Site Last Updated: Sunday, September 27, 2009' and 'Download Adobe Reader'. The copyright notice at the bottom center is '©2010 fafsa.gov. All rights reserved.'

Student Tax Filing Status

Student Demographics School Selection Dependency Status Parent Demographics Parent Financials Student Financials Sign & Submit Confirmation

STUDENT INFORMATION

Because the FAFSA belongs to the student, "you" and "your" always (unless otherwise noted) refer to the student.

For 2019, have you completed your IRS income tax return or another tax return?

Already completed

What income tax return did you file for 2019?

IRS 1040

For 2019, what is your tax filing status according to your tax return?

Single

IRS Data Retrieval Tool

Applying is faster and easier if you transfer your tax return information into this FAFSA with the IRS Data Retrieval Tool (IRS DRT):

[LINK TO IRS](#)

[CHECK FOR ERRORS](#)

[PREVIOUS](#)

[NEXT](#)

Site Last Updated: Sunday, September 27, 2020

[Download Adobe Reader](#)

©2010 fafsa.gov. All rights reserved.

Use IRS
Tool

Student Eligible for IRS DRT



STUDENT INFORMATION

Applying is faster and easier with the IRS DRT!

Based on your responses, we recommend that you transfer your information from the IRS into this FAFSA. The [IRS Data Retrieval Tool](#) allows users to link to the IRS Web site and securely transfer original IRS tax return information into their FAFSA.

For your protection, your tax return information will not display on the IRS Web site or on the FAFSA.

If you use the IRS DRT, you may not have to provide additional IRS documentation later to qualify for federal student aid.

LINK TO IRS ➡

[No Thanks](#)

⬅ CHECK FOR ERRORS

Site Last Updated: Sunday, September 27, 2020

Download [Adobe Reader](#)

©2010 fafsa.gov. All rights reserved.

Student IRS Info



STUDENT INFORMATION

What was your adjusted gross income for 2019? This amount is found on IRS Form 1040-line 8b. ?

\$

2,700

.00

INCOME ESTIMATOR



CHECK FOR ERRORS



PREVIOUS

NEXT



Site Last Updated: Sunday, September 27, 2020

Download [Adobe Reader](#)

©2010 fafsa.gov. All rights reserved.

Student Income from Work

Student Demographics School Selection Dependency Status Parent Demographics Parent Financials **Student Financials** Sign & Submit Confirmation

✓

✓

✓

✓

✓

✍

⌂

STUDENT INFORMATION

How much did you earn from working (wages, salaries, tips, etc.) in 2019? This amount is the total of IRS Form 1040-line 1 + Schedule 1 lines 3 + 6 + Box 14 (Code A) of IRS Schedule K-1 (Form 1065). ?

\$.00

➔ CHECK FOR ERRORS

➔ PREVIOUS

NEXT ➔

Site Last Updated: Sunday, September 27, 2020 [Download Adobe Reader](#)

©2010 fafsa.gov. All rights reserved.

Refer to W-2s

Student Additional IRS Info



STUDENT INFORMATION

Enter the amount of your income tax for 2019. This is the total amount of IRS Form 1040-line 14 minus Schedule 2-line 2. ?

\$

0

.00

← CHECK FOR ERRORS

← PREVIOUS

NEXT →

Site Last Updated: Sunday, September 27, 2020

Download [Adobe Reader](#)

©2010 fafsa.gov. All rights reserved.

Student Questions for Tax Filers Only



STUDENT INFORMATION

Did you have any of the following items in 2019? Enter amounts for all that apply.

Combat pay or special combat pay. **This should be zero for enlisted persons and warrant officers** (including commissioned warrant officers) because their combat pay is entirely nontaxable. Only enter [taxable combat pay](#) included in your (and, if married, your spouse's) adjusted gross income. ?

\$.00

Student college grant and scholarship aid reported to the IRS in your income. Includes AmeriCorps benefits (awards, living allowances, and interest accrual payments), as well as grant and scholarship portions of fellowships and assistantships. ?

\$.00

Education credits (*American Opportunity Tax Credit* or *Lifetime Learning Tax Credit*) from IRS Form 1040 Schedule 3-line 3 ?

\$.00

Untaxed portions of IRA distributions and pensions from IRS Form 1040-lines (4a + 4c) - (4b + 4d). **Exclude rollovers.** If negative, enter a zero here. ?

\$.00

IRA deductions and payments to self-employed SEP, SIMPLE, Keogh, and other qualified plans from IRS Form 1040 Schedule 1-total of lines 15 + 19 ?

\$.00

Tax exempt interest income from IRS Form 1040-line 2a ?

\$.00

← CHECK FOR ERRORS

← PREVIOUS

NEXT →

Site Last Updated: Sunday, September 27, 2020

Download [Adobe Reader](#)

©2010 fafsa.gov. All rights reserved.

Student Additional Financial Info



STUDENT INFORMATION

Did you have any of the following items in 2019? Enter amounts for all that apply.

Child support you paid because of divorce or separation or as a result of a legal requirement. Do not include support for children in your household. ?

\$.00

Earnings from work under a Cooperative Education Program offered by a college ?

\$.00

Taxable earnings from need-based employment programs, such as Federal Work-study and need-based employment portions of fellowships and assistantships ?

\$.00

← CHECK FOR ERRORS

← PREVIOUS

NEXT →

Site Last Updated: Sunday, September 27, 2020

Download [Adobe Reader](#)

©2010 fafsa.gov. All rights reserved.

Student Untaxed Income



STUDENT INFORMATION

Did you have any of the following items in 2019? Enter amounts for all that apply.

Child support received for all children. Do not include foster care or adoption payments.

\$.00

Housing, food, and other living allowances paid to members of the military, clergy, and others (including cash payments and cash value of benefits). Do not include the value of on-base military housing or the value of a basic military allowance for housing.

\$.00

Payments to tax-deferred pension and retirement savings plans (paid directly or withheld from earnings), including, but not limited to, amounts reported on the W-2 Form in Boxes 12a through 12d, codes D, E, F, G, H, and S. **Don't include** amounts reported in code DD (employer contributions toward employee health benefits).

\$.00

Veterans noneducation benefits such as Disability, Death Pension, or Dependency & Indemnity Compensation (DIC) and/or VA Educational Work-Study allowances

\$.00

Other untaxed income not reported, such as workers' compensation, disability benefits, etc.

\$.00

Money received, or paid on your behalf (e.g., bills), not reported elsewhere on this form. This includes money that you received from a parent or other person whose financial information is not reported on this form and that is not part of a legal child support agreement.

\$.00

[CHECK FOR ERRORS](#)

[PREVIOUS](#)

[NEXT](#)

Student Assets

Student Demographics School Selection Dependency Status Parent Demographics Parent Financials **Student Financials** Sign & Submit Confirmation

STUDENT INFORMATION

As of today, what is your total current balance of cash, savings, and checking accounts? ?

\$.00

As of today, what is the net worth of your investments, including real estate (not your home)? ?

\$.00

As of today, what is the net worth of your current businesses and/or investment farms? **Don't include a family farm or family business with 100 or fewer full-time or full-time equivalent employees.** ?

\$.00

[Download Adobe Reader](#)

©2010 fafsa.gov. All rights reserved.

Value is as of today

Preparer Info

Progress bar showing steps: Student Demographics, School Selection, Dependency Status, Parent Demographics, Parent Financials, Student Financials, Sign & Submit, Confirmation. The first six steps are marked with green checkmarks, and the 'Sign & Submit' step is marked with a pencil icon.

Application was successfully saved.

Are you a [preparer](#)? (This is rare.)

☐ Yes ☒ No

[? Help](#)

[PREVIOUS](#) [NEXT](#)

Site Last Updated: Sunday, September 27, 2020

Download [Adobe Reader](#)

©2010 fafa.gov. All rights reserved.

Signature Status



Both you and a parent need to sign your FAFSA.

Only sign for yourself. If you and your parent are not together, one of you can sign, save the application and then exit. Give the "save key" to the other person who can log in with it and sign and submit the FAFSA.

Be sure not to mix up your and your parent's FSA IDs when signing.

Student Signature Needed



Signature Status: Unsigned

PROVIDE STUDENT SIGNATURE ✎

Parent Signature Needed



Signature Status: Unsigned

PROVIDE PARENT SIGNATURE ✎



PREVIOUS

Use FSA Accounts

September 27, 2020

Download [Adobe Reader](#)

©2010 fafsa.gov. All rights reserved.

Agreement of Terms



STUDENT INFORMATION

READ BEFORE PROCEEDING

By signing this application electronically using your FSA ID (username and password) and/or any other credential or by signing a signature page and mailing it to us, YOU, THE STUDENT, certify that you:

1. will use federal and/or state student financial aid only to pay the cost of attending an institution of higher education.
2. are not in default on a federal student loan or have made satisfactory arrangements to repay it.
3. do not owe money back on a federal student grant or have made satisfactory arrangements to repay it.
4. will notify your school if you default on a federal student loan, and
5. will not receive a Federal Pell Grant from more than one school for the same period of time.

By signing this application electronically using your username and password, and/or any other credential or

I, the student, agree to the terms outlined above.

☒ Agree ☐ Disagree



← PREVIOUS

NEXT →


Site Last Updated: Sunday, September 27, 2020

Download [Adobe Reader](#)

©2010 fafsa.gov. All rights reserved.

Signature Options

Progress bar showing steps: Student Demographics, School Selection, Dependency Status, Parent Demographics, Parent Financials, Student Financials, Sign & Submit, Confirmation. The first six steps are marked with green checkmarks, and the seventh step, Sign & Submit, is marked with a blue pencil icon.



Student Signature for
Social Security Number: **XXX-XX-1111**
Last Name: **last**
Date of Birth: **06/06/2000**

SIGN THIS FAFSA 

[SIGNATURE STATUS](#) [NEXT](#)

Site Last Updated: Sunday, September 27, 2010

Download [Adobe Reader](#)

©2010 fafsa.gov. All rights reserved.

Signature Status



i A parent must sign the FAFSA. If you are a parent, click **Provide Parent Signature** to sign your child's FAFSA.

Note: If you are the student and your parent is not present, click **Save** and then **Exit**. Your parent should log in to fafsa.gov using the student's identifiers and the "save key" to sign and submit your FAFSA.

Student Signed With FSA ID



Social Security Number: XXX-XX-1111

Last Name: last

Date of Birth: 06/06/2000

Signature Status: Signed Electronically

Parent Signature Needed



Signature Status: Unsigned

PROVIDE PARENT SIGNATURE ✎

← PREVIOUS

Site Last Updated: Sunday, September 27, 2020

Download [Adobe Reader](#)

©2010 fafsa.gov. All rights reserved.


Which Parent Signs?

Student Demographics School Selection Dependency Status Parent Demographics Parent Financials Student Financials Sign & Submit Confirmation

Are you signing as the student's Parent 1 or Parent 2?


Parent 1


Social Security Number: XXX-XX-2222
Last Name: **last**
Date of Birth: 06/06/1960

 SIGN AS PARENT 1

Parent 2

Social Security Number: XXX-XX-3333
Last Name: **last**
Date of Birth: 06/06/1960

 SIGN AS PARENT 2

 PREVIOUS

Site Last Updated: Sunday, September 27, 2020

Download [Adobe Reader](#)

©2010 fafsa.gov. All rights reserved.

Agreement of Terms



PARENT INFORMATION

READ BEFORE PROCEEDING

By signing this application electronically using your FSA ID (username and password) and/or any other credential or by signing a signature page and mailing it to us, YOU, THE PARENT, certify that all of the information you provided is true and complete to the best of your knowledge and you agree, if asked:

1. to provide information that will verify the accuracy of your completed form
2. to provide U.S. or state income tax forms that you filed or are required to file.

You also certify that you understand that the Secretary of Education has the authority to verify information reported on your application with the Internal Revenue Service and other federal agencies.

If you sign this application or any document related to the federal student aid programs electronically using a

I, the parent, agree to the terms outlined above.

☒ Agree ☐ Disagree

← PREVIOUS

NEXT →

Site Last Updated: Sunday, September 27, 2020

Download [Adobe Reader](#)

©2010 fafsa.gov. All rights reserved.

Signature Options



Parent Signature for

Social Security Number: XXX-XX-2222

Last Name: last

Date of Birth: 06/06/1960

What is your (the parent's) FSA ID?

Do not enter the FSA ID if you are not the parent.

FSA ID Username, E-mail Address, or Mobile Number ?

test351

[Forgot Username](#) | [Create an FSA ID](#)

FSA ID Password ?

[Forgot Password](#)

SIGN THIS FAFSA ✎

OTHER OPTIONS TO SIGN AND SUBMIT

SIGNATURE STATUS

NEXT

Signature Options



Parent Signature for

Social Security Number: XXX-XX-3333

Last Name: de

Date of Birth: 01/01/1962

Other Options to Sign and Submit



We recommend signing electronically with an FSA ID so you don't have to print and mail a signature page or return later to sign this FAFSA. If you are unable to sign electronically, select another option:



Sign Electronically With My FSA ID

This is the fastest option. Selecting this option will return you to the question "What is your (the parent's) FSA ID?".



Print A Signature Page

This option requires that you print and mail your signature.



Submit Without Signatures


This option allows you to submit this FAFSA now without your signature, but you will need to return later to sign.

← SIGNATURE STATUS

NEXT →

Signature Status



 You have provided all necessary signatures. Click **Submit My FAFSA Now** to submit your FAFSA.

Student Signed With FSA ID

Social Security Number: XXX-XX-1111
Last Name: **last**
Date of Birth: 06/06/2000

Signature Status: **Signed Electronically**

Parent Signed With FSA ID

Social Security Number: XXX-XX-2222
Last Name: **last**
Date of Birth: 06/06/1960

Signature Status: **Signed Electronically**

 PREVIOUS

SUBMIT MY FAFSA NOW 

Site Last Updated: Sunday, September 27, 2020

Download [Adobe Reader](#)

©2010 fafsa.gov. All rights reserved.

Confirmation Page

Printing recommended


Will list EFC , Federal Pell grant and federal student loan eligibility and amounts

Links to all schools listed on the FAFSA

Option to complete PA state grant form (SGF)

Sibling FAFSA link to transfer parent information

2021-2022 Confirmation Page


**Congratulations, First!**
Your FAFSA was successfully submitted to Federal Student Aid.



Confirmation Number: F 00600669903 07/13/2020 16:32:10


Data Release Number ([DRN](#)):2866

What Happens Next

- In 7-10 business days, we will mail you a Student Aid Report (SAR) notifying you that your FAFSA was processed.
- Your FAFSA information will be made available to your school(s), and they will use it to determine the aid you may be eligible to receive.
- Your school(s) will contact you if they need more information or when they are ready to discuss your financial aid award.
- If you have questions about your financial aid package, contact your school(s).

PRINT THIS PAGE 

Start your state application to apply for  state-based financial aid. 

Does your brother or sister need to complete a FAFSA?
If so, you can transfer your parents' information into a new FAFSA for your brother or sister to save time. Your parents will have to provide a signature again, but that's all. 



If the FAFSA is completed on a device which does not allow pop-ups, then the link from the FAFSA Confirmation Page will not work for accessing the SGF. Applicants should allow or enable pop-ups from studentaid.gov prior to completing the FAFSA, to ensure access to the SGF via the FAFSA link.


Completing your PA State Grant Form

Pennsylvania State Grant Form 2021-22

Getting Started

As the Student applying for a Pennsylvania State Grant, here's some information that you'll want to have ready.

- If applicable, the **month and year** your diploma was received (for High School or GED).
- If married, your spouse's 9-digit **Social Security Number**.
- If you have a savings account through **PA 529**, you may need a recent account statement for the total savings, or visit pa529.com.
- **Adobe Reader** is required to view and print your PA State Grant Form. The plug-in is available as a [free download](#) from Adobe.

 [Print this page](#)

CONTINUE »

Online State Grant Application

- Link off the FAFSA Application Confirmation Page

- » Missed the link or it wasn't available?

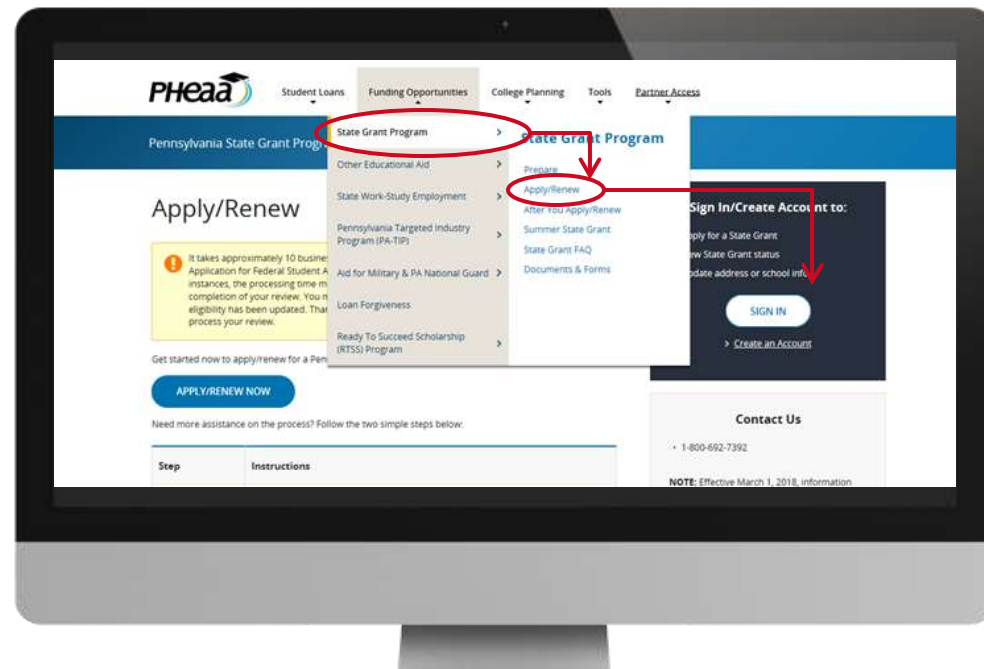
- Link in an email sent to student/parent from PHEAA,

OR

- Go to PHEAA.org; State Grant Program; and complete the form.

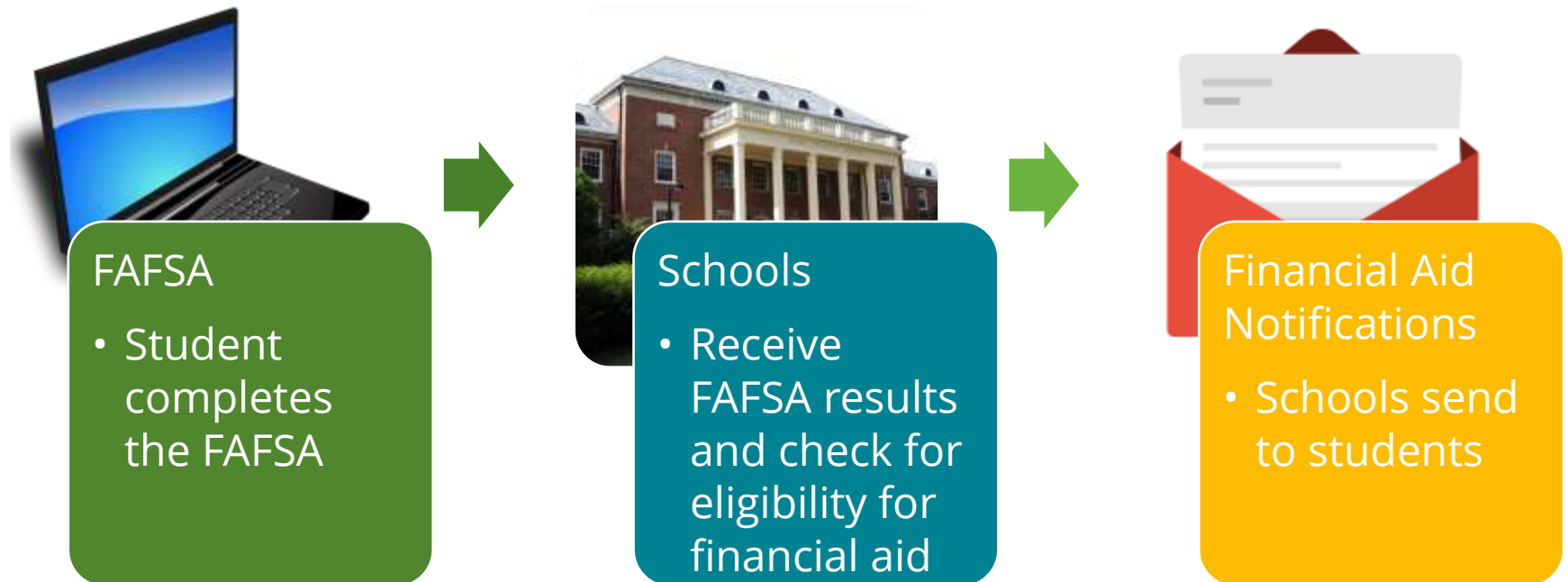
- Additional information needed to determine PA State Grant eligibility:

- » Enrollment status (full-time/part-time)
 - » Value of PA 529 College Savings Program
 - » Program of study for students in vocational programs
 - » Employment status



Help screens are available for all questions

What Happens Next?



Special Circumstances

If things change....*contact the Financial Aid Office*

- Divorced or separated parents
 - Recent death or disability
 - Unemployment
 - Reduced income
 - Medical or dental expenses not covered by insurance
-
- ✓ **Contact the schools you are applying to for reconsideration**
 - ✓ **Contact PHEAA for PA State Grant reconsideration**

PHEAA Online Ordering

1

- Access PHEAA Website
- Select **Tools**

2

- Select **Online Ordering**
- Select **COUNSELOR**

3

- Select **FAN** Toolkit
- Select **FAFSA** Toolkit



Cr
to

Materials to Guide Planning for Higher Education

You can order materials to provide families the information needed to plan for a student's future using this secure form. Simply tell us who or what you are and we'll provide a list of material

Fields marked with an asterisk (*) are required.

* I am a(n) **Counselor**

- Select One -
- Community Partner
- Counselor**
- Educator
- Employer
- Financial Aid Office
- Legislative Office
- Lender - PA Forward Referral
- Lender
- Library
- Parent
- Student (13 years or older)

Continue >



Materials to Guide Planning for Higher Education

Choose your material below and enter the desired quantity. We may limit order quantities based on availability of supply.

I am a Counselor

1 Select Material 2 Provide Customer Info 3 Review & Submit 4 Confirmation

Expand All

Featured Items

	2020 Financial Aid Resource Manual	QTY: <input type="text"/> Add
This publication is made available for high school counselors, community agency partners, legislators and financial aid professionals. It provides a general understanding of the financial aid process and examines the available financial aid programs to make higher education more affordable for families.		
	FAFSA Kit	QTY: <input type="text"/> Add
This kit contains: Student Aid Guide, PA Forward Overview Brochure, FAFSA TipSheet, Scholarship TipSheet & FSA ID Bookmark. These publications provide an overview of the financial aid process, with information on most of Pennsylvania's financial aid programs and services.		
	FAN Kit	QTY: <input type="text"/> Add
This kit contains: Student Aid Guide, PA Forward Overview Brochure, FAFSA TipSheet, Scholarship TipSheet & FSA ID Bookmark. These publications provide an overview of the financial aid process, with information on most of Pennsylvania's financial aid programs and services.		

0 Items in cart

View Cart >

The Plan

- Submit your FAFSA prior to school deadline
- Work hard on scholarship search
- Understand your costs
- Compare financial aid offers
- Think of your future

