



Student Achievement & Engagement



March 1, 2018





Engagement for All Students

Higher-level courses

Activities

“Historically Underperforming”

Pennsylvania Department of
Education Sub-group Designation

- Students with Individualized Education Plans
- Students receiving English Learner Support
- Students receiving Free and Reduced Lunch



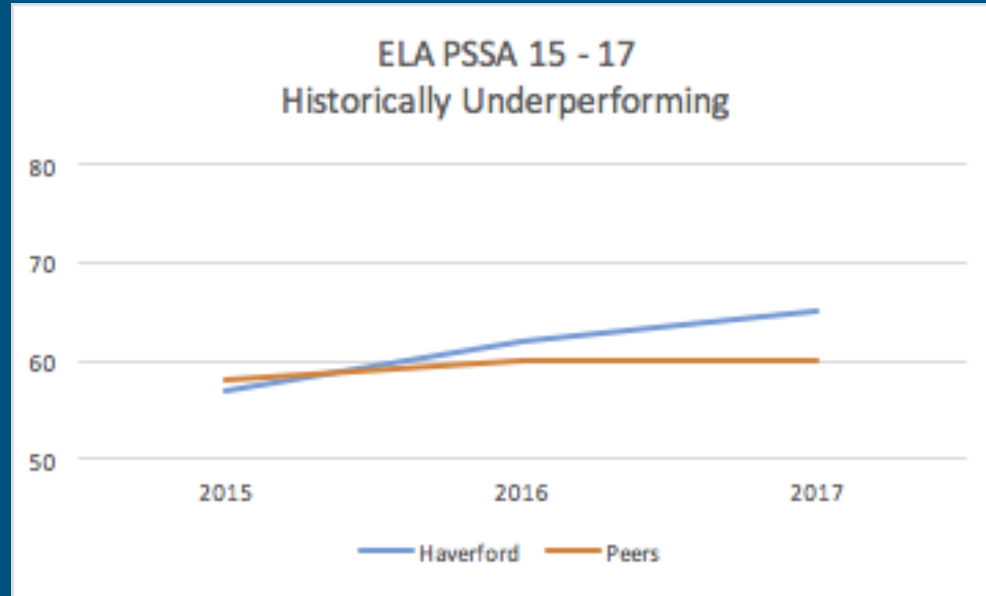
Measures of Success

— Increased Enrollment in AP Courses

| Sub-group | 2016-2017 | 2017-2018 |
|------------------------------|-----------|-----------|
| Students with IEPs | 3 | 13 |
| Students receiving EL | 0 | 0 |
| Students receiving F/R Lunch | 49 | 63 |

Measures of Success Middle School and Elementary

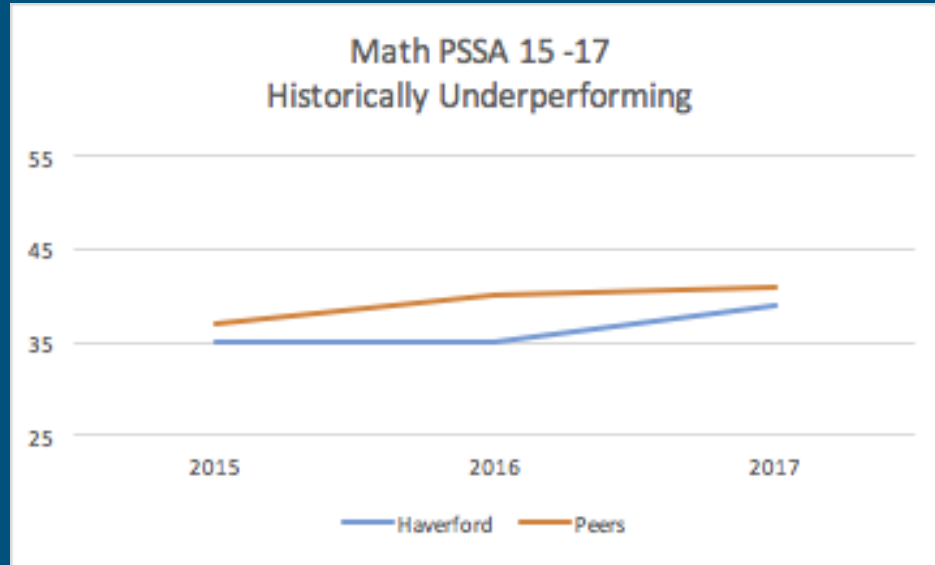
Percent Proficient/Advanced on PSSA Grades 3-8



Peers: Garnet Valley, Great Valley, Lower Merion, Marple-Newtown, Radnor, Rose Tree-Media, Springfield, Wallingford-Swarthmore

Measures of Success Middle School and Elementary

Percent Proficient/Advanced on PSSA Grades 3-8



Peers: Garnet Valley, Great Valley, Lower Merion, Marple-Newtown, Radnor, Rose Tree-Media, Springfield, Wallingford-Swarthmore

Ongoing Efforts at HHS

PSAT, ACT, SAT-During the day

PVAAS and College Board Projection
Recommendations

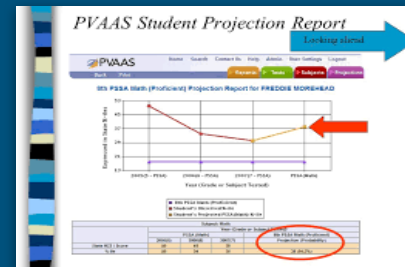
Outreach: EL Teacher, Counselor, Social Worker

Financial Assistance for Participation in
Extracurriculars

Free Chromebook Fee

STEM Day Conference and Opportunities

Ensuring wide variety of extracurricular offerings



Measure of Success

Involvement in Extra-curricular Activities, Sports, and/or Employment

- 88.9% are involved in one or more activity or gainfully employed. Last year the total was closer to 85%.

Upcoming Examples of Inclusivity for All

- World Language Fair
- Soul Food Night
- Best Buddies Initiatives
- Spring Athletics Coaches'

Meeting

THANK YOU

