

# Phonics

## Practice Pack

### Unit 5 - Second Grade Multisyllabic Words & Suffixes

#### Multisyllabic Words Plus More!

Name: \_\_\_\_\_ Date: \_\_\_\_\_ Unit 5

**Directions:** Find the word in each sentence that is spelled incorrectly. Circle the word and rewrite the sentence with the correct spelling.

1. Tom and Jan went on a picnic.  
\_\_\_\_\_
2. The fabrick was very soft.  
\_\_\_\_\_
3. Hank did a fantastick job on the quiz.  
\_\_\_\_\_
4. \_\_\_\_\_

Name: \_\_\_\_\_ Date: \_\_\_\_\_ Unit 5

**Circle the Correct Suffix**

**Directions:** Circle the word that best completes the sentence and write the word on the line.

1. I thanked my teacher for her \_\_\_\_\_.  
a. kindness    b. washable    c. endless
2. I was so happy that my new shirt was \_\_\_\_\_.  
a. washable    b. quicken    c. thankful
3. Kim liked to draw really \_\_\_\_\_ pictures.  
a. handful    b. shipment    c. colorful
4. The puppy was always so \_\_\_\_\_.  
a. playful    b. cupful    c. mildness
5. I am so \_\_\_\_\_ for my family.  
a. pinkish    b. thankful    c. softness
6. Each child could have a \_\_\_\_\_ of snacks.  
a. fixable    b. freshen    c. cupful
7. He was being \_\_\_\_\_ when he didn't share.  
a. selfish    b. fondness    c. softness

Name: \_\_\_\_\_ Date: \_\_\_\_\_ Unit 5

**Suffixes & More!**

**Directions:** Read the words below. Underline the base word and circle the suffix in each word.

kindness	freshen	fixable	limitless
fondness	selfish	thankless	cupful
childish	investment	mildness	handful
sadness	fistful	pinkish	shipment
colorful	endless	washable	softness

**Directions:** Read the words below and write the word that best completes the sentence.

Name: \_\_\_\_\_ Date: \_\_\_\_\_ Unit 5

**Fill in the Missing Word**

**Directions:** Read each sentence. Fill in the word that best completes the sentence.

upset	dentist	disrupt	sunset
pumpkin	contest	invent	picnic

1. My \_\_\_\_\_ told me to brush and floss each day.
2. Lisa wanted to carve a \_\_\_\_\_ for the Halloween party.
3. The teacher did not like when the students would \_\_\_\_\_ her lesson.
4. Kate was \_\_\_\_\_ when she got a rip in her new dress.
5. I would like to \_\_\_\_\_ a new toy when I grow up.
6. Tim was upset when he lost the big \_\_\_\_\_.
7. We sat and watched the \_\_\_\_\_ at the beach.
8. Jane was excited to have a \_\_\_\_\_ lunch at the park.

Name: \_\_\_\_\_

Date: \_\_\_\_\_

# AU & AW Sort

Directions: Cut and paste the pictures below into the correct column.


au words	aw words



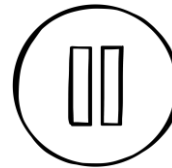
autumn



haunt



crawl



pause




draw



hawk



shawl



launch



straw



author

Cut.

Name: \_\_\_\_\_

Date: \_\_\_\_\_

# Syllable Match


**Directions:** Draw a line from the first syllable to the second syllable to make a real word. Then write the words on the lines below.

gob	self
bath	munk
him	lin
chip	mat
ab	kin
nap	sent

Example:

goblin

\*\*Choose one word from above. Write the word and draw a picture to match it on the back of this page.



Name: \_\_\_\_\_ Date: \_\_\_\_\_

## Mark'em Up!

**Directions:** Read the words in the box below. Scoop or underline the words into syllables and mark the syllable type.

habit	robin	publish	concrete
dislike	flagpole	athlete	lifelong
fireman	submit	invent	backstop
inflate	excuse	contact	upset

**Directions:** Read the sentences and mark them up.

\*Scoop or underline multisyllabic words into syllables and mark the syllable type.

1. Mr. and Mrs. Brant had a picnic.
2. I expect to see you at the lake.
3. Can you fill the plastic jug with milk?
4. Mike saw a chipmunk run away.
5. Can you get me a napkin?

Name: \_\_\_\_\_ Date: \_\_\_\_\_

# Mark up the Words

**Directions:** Mark up the words by scooping them into syllables. Mark the syllables with a **c** to show a closed syllable. Put a breve above the vowels. Read the words with a partner.

bathmat	limit	mascot	punish
catfish	index	finish	blindfold
polish	solid	misfit	insult
cobweb	tennis	nutmeg	shellfish

I read all of the words to: \_\_\_\_\_  
(name of partner)

**Directions:** Choose 2 words from above and write a sentence using each word.

1. \_\_\_\_\_

\_\_\_\_\_

2. \_\_\_\_\_

\_\_\_\_\_



Name: \_\_\_\_\_ Date: \_\_\_\_\_

## Fill in the Missing Word

Directions: Fill in the word that best completes each sentence.


upset	dentist	disrupt	sunset
pumpkin	contest	invent	picnic

1. My \_\_\_\_\_ told me to brush and floss each day.
2. Lisa wanted to carve a \_\_\_\_\_ for the Halloween party.
3. The teacher did not like when the students would \_\_\_\_\_ her lesson.
4. Kate was \_\_\_\_\_ when she got a rip in her new dress.
5. I would like to \_\_\_\_\_ a new toy when I grow up.
6. Tim was upset when he lost the big \_\_\_\_\_.
7. We sat and watched the \_\_\_\_\_ at the beach.
8. Jane was excited to have a \_\_\_\_\_ lunch at the park.

Name: \_\_\_\_\_ Date: \_\_\_\_\_

## Compound Words

**Directions:** Circle the compound word in each sentence. Then write the two words that make the compound word on the lines.

**1.**Tim has a pet goldfish.  
\_\_\_\_\_**2.**Pam saw a ladybug on a leaf.  
\_\_\_\_\_**3.**The dog had a bath in the bathtub.  
\_\_\_\_\_**4.**Kim and Fran made a tall snowman.  
\_\_\_\_\_**5.**I saw a pretty rainbow in the sky.  
\_\_\_\_\_**6.**Sam got a new backpack for school.  
\_\_\_\_\_**7.**He got a cupcake at the bakery.  
\_\_\_\_\_

Name: \_\_\_\_\_ Date: \_\_\_\_\_

# Compound Words

**Directions:** Put the two words together to make a compound word. Then draw a picture of the compound word in the box.

Two Words	Compound Word	Drawing
Example: cup + cake =	cupcake	
bath + tub =		
butter + fly =		
gold + fish =		
lady + bug =		
pop + corn =		
rain + coat =		
snow + man =		



Name: \_\_\_\_\_ Date: \_\_\_\_\_

# Suffixes & More!

**Directions:** Read the words below. Underline the baseword and circle the suffix in each word.

kindness	freshen	fixable	limitless
fondness	selfish	thankless	cupful
childish	investment	mildness	handful
sadness	fistful	pinkish	shipment
colorful	endless	washable	softness

**Directions:** Read the words below and write how many syllables each word has in the chart.



<u>Word</u>	<u>Number of Syllables</u>
cabin	
dentist	
athletic	
napkin	
admit	
magnetic	
robin	
disinfect	

Name: \_\_\_\_\_ Date: \_\_\_\_\_

# Basewords & Suffixes

**Directions:** Read each word. Write the baseword and the suffix ending. Then write a sentence using the word.

word	baseword	suffix	sentence
Example: handful	hand	ful	I took a handful of snacks.
thankful			
washable			
playful			
fixable			
colorful			
selfish			
endless			

Name: \_\_\_\_\_ Date: \_\_\_\_\_

## Fill in the Blanks

**Directions:** Circle the word that best completes the sentence and write the word on the line.

1. I thanked my teacher for her \_\_\_\_\_.

- a. kindness      b. washable      c. endless

2. I was so happy that my new shirt was \_\_\_\_\_.

- a. washable      b. quicken      c. thankless

3. Kim liked to draw really \_\_\_\_\_ pictures.

- a. handful      b. shipment      c. colorful

4. The puppy was always so \_\_\_\_\_.

- a. playful      b. cupful      c. mildness

5. I am so \_\_\_\_\_ for my family.

- a. pinkish      b. thankful      c. softness

6. Each child could have a \_\_\_\_\_ of snacks.

- a. fixable      b. freshen      c. cupful

7. He was being \_\_\_\_\_ when he didn't share.

- a. selfish      b. fondness      c. softness

Name: \_\_\_\_\_

Date: \_\_\_\_\_

## Sort the Words

Directions: Read the words below. Cut and paste them under the correct suffix.

ness

less

ment

ful

able

ish

thoughtful

plumpness

childish

softness

investment

expandable

fearless

shipment

limitless

pinkish

fistful

washable

Name: \_\_\_\_\_ Date: \_\_\_\_\_

**Directions:** Find the word in each sentence that is spelled incorrectly. Circle the word and rewrite the sentence with the correct spelling.

1. Tom and Jan went on a picnick.

2. The fabrick was very soft.

3. Hank did a fantastick job on the quiz.

4. Greg was very athletick.

5. Kate started publick school last year.

**Directions:** Look at each word. Fill in **able**, **ish**, or **en** to complete each word.

1. fix_____	5. child_____
2. fresh_____	6. break_____
3. self_____	7. pink_____
4. wash_____	8. eat_____



Name: \_\_\_\_\_

Date: \_\_\_\_\_

# Prefixes

**Directions:** Read each word. Write the prefix, the baseword, and the meaning of each word.

\*\*\* A **prefix** is a word part that is added to the beginning of a word. A prefix changes the meaning of the word.

word	prefix	baseword	meaning
Example: <u>un</u> happy	un	happy	not happy
unzip			
disobey			
unlock			
misunderstand			
disappear			
misbehave			
misspell			

Name: \_\_\_\_\_ Date: \_\_\_\_\_

# Word Detective


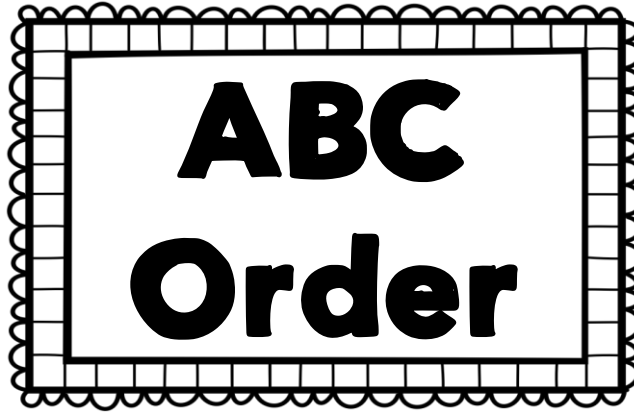
**Directions:** Choose a book or two to help fill in the chart with words.

Find two syllable words.	Find three syllable words.	Find words with consonant suffixes. (ful, ness, ment, less)
Example: catnip	Example: magnetic	Example: colorful
Find words with vowel suffixes. (ish, able, en)	Find words ending with ic.	Find plural words. (s or es)
Example: selfish	Example: public	Example: boxes

Name: \_\_\_\_\_

**Directions:**

Cut out the words  
below and put them in  
alphabetical order.  
Then write them on  
the lines.



a b c d e f g h i j k l m n o p q r s t u v w x y z

1.	7.
2.	8.
3.	9.
4.	10.
5.	11.
6.	12.

cabins	editing	limited	disrupts
goblins	mascots	finishes	upsets
punishes	insists	picnics	polished

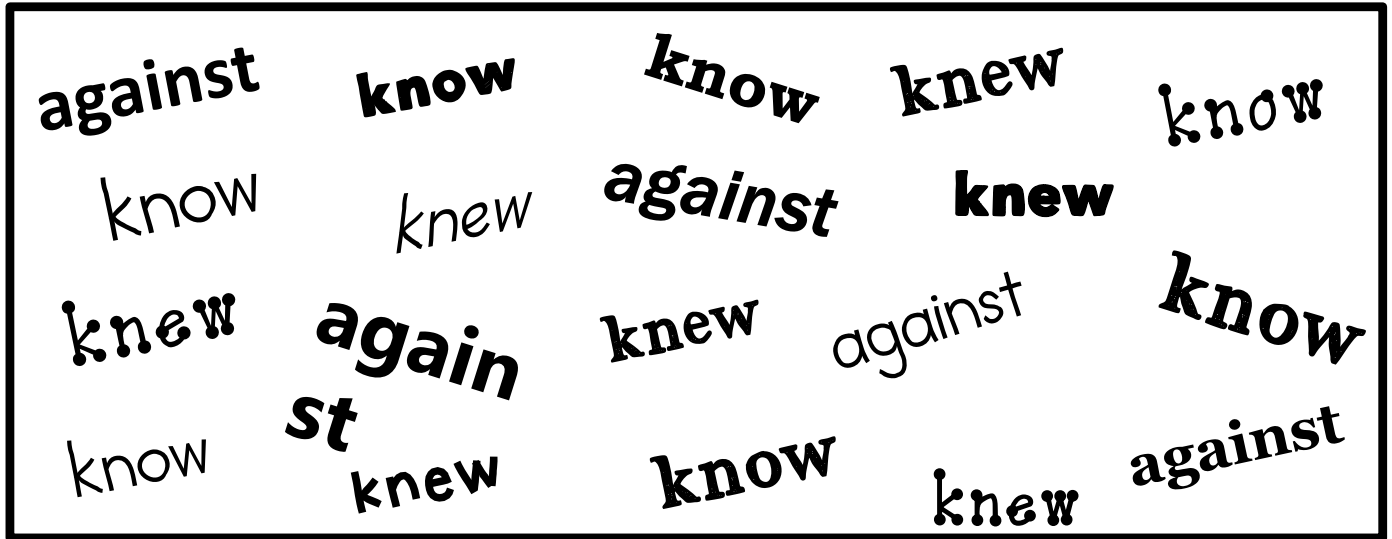


Name: \_\_\_\_\_ Date: \_\_\_\_\_



# Let's Graph it!

**Directions:** Count each trick word. Color one box in each time you see the word.



8			
7			
6			
5			
4			
3			
2			
1			
	against	knew	know

Write how many times each word appeared.

against \_\_\_\_\_

knew \_\_\_\_\_

know \_\_\_\_\_

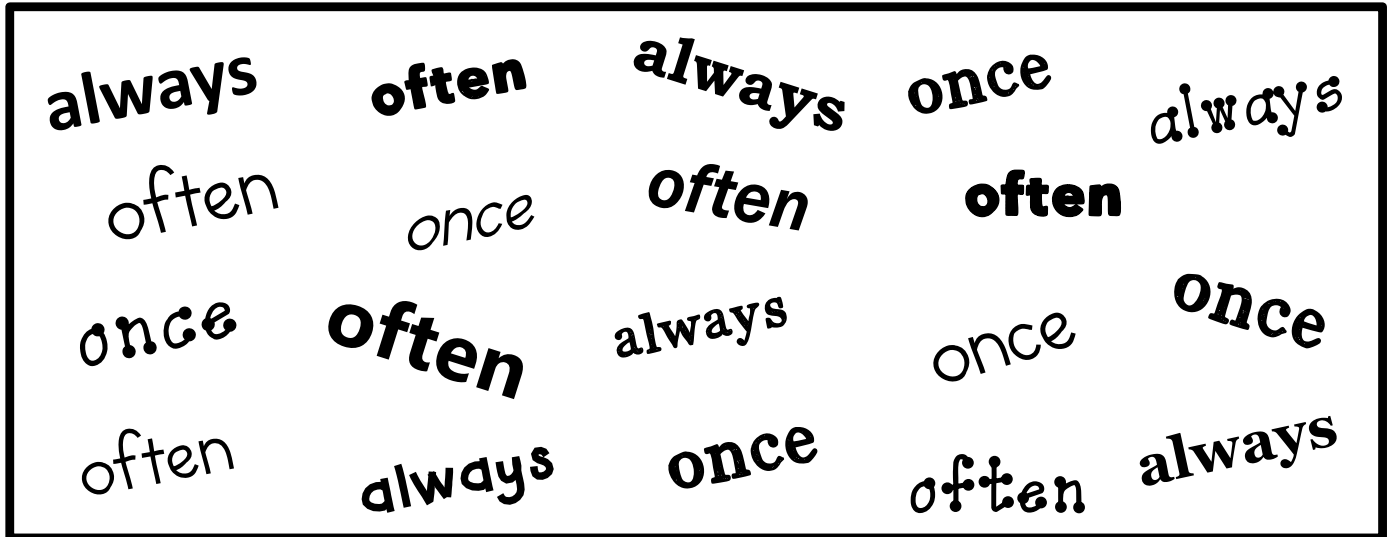


Name: \_\_\_\_\_ Date: \_\_\_\_\_



# Let's Graph it!

**Directions:** Count each trick word. Color one box in each time you see the word.




8			
7			
6			
5			
4			
3			
2			
1			
	always	often	once

Write how many times each word appeared.

always \_\_\_\_\_

often \_\_\_\_\_


once \_\_\_\_\_









Name: \_\_\_\_\_

Date: \_\_\_\_\_

# Roll, Read, & Record!




**Directions:** Roll a die, read, and record the word. Stop rolling once one word reaches the top. One example is done for you.

					once
against	knew	know	always	often	once
					

Name: \_\_\_\_\_

# Let's Practice!



Write it.

\_\_\_\_\_

\_\_\_\_\_

\_\_\_\_\_

Color it.

against

Highlight it.

against	know	against	against	done
here	against	use	used	against
please	why	against	sure	against

Build it.

--	--	--	--	--	--	--

Put it in a sentence.

What team did you  
play \_\_\_\_\_?

Use it in a sentence.

\_\_\_\_\_

\_\_\_\_\_

\_\_\_\_\_

\_\_\_\_\_

Cut and  
paste  
above.

a	i	g	a	t	s	n
---	---	---	---	---	---	---

Name: \_\_\_\_\_



Read it	Trace it	Write it
knew	knew	
knew	knew	
knew	knew	
knew	knew	

Rainbow write it.

knew  
knew

Find it.

k	n	e	w	z	j	k
u	q	o	r	t	k	n
k	n	e	w	a	n	e
e	i	l	k	n	e	w
k	n	e	w	a	e	s

Highlight it.


knew	both	knew	knew	used
there	knew	knew	use	done
knew	great	know	knew	knew

Use it in a sentence.

I \_\_\_\_\_ the right answer to the question.

Name: \_\_\_\_\_

# Let's Practice



Trace it.

know

know

Write it.

\_\_\_\_\_  
\_\_\_\_\_  
\_\_\_\_\_

\_\_\_\_\_  
\_\_\_\_\_  
\_\_\_\_\_

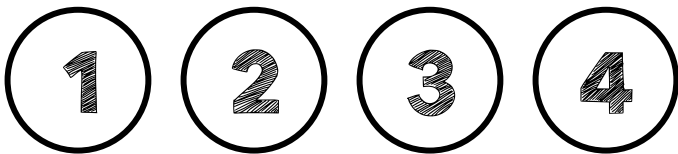
Rainbow write it.

know  
know

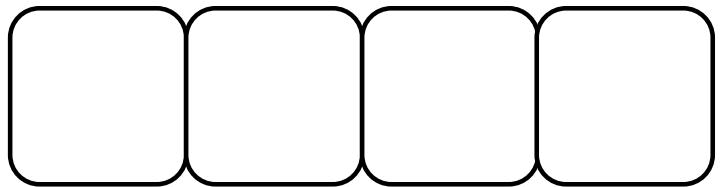
Highlight it.

know	shall	used
again	know	know
know	does	know

How many letters? Color the #.



Build it.



Put it in a sentence.

I \_\_\_\_\_ you  
from my music class.

Add it up.


Each letter = 4¢

know = \_\_\_\_\_ + \_\_\_\_\_ +

\_\_\_\_\_ + \_\_\_\_\_

= \_\_\_\_\_¢

Cut and paste above.



Name: \_\_\_\_\_

# Practice Time



Read it.

always

always

always

Trace it.

always

always

always

Write it.

\_\_\_\_\_

\_\_\_\_\_

\_\_\_\_\_

Write a sentence using the word.

\_\_\_\_\_

\_\_\_\_\_

\_\_\_\_\_

\_\_\_\_\_


\_\_\_\_\_

Draw a picture to match your sentence.



Name: \_\_\_\_\_

# Let's Practice!



Trace it.

often often

Write it.

\_\_\_\_\_  
\_\_\_\_\_  
\_\_\_\_\_

Rainbow write it.

often  
often

Find it.

o	f	t	e	n
f	o	a	q	z
t	r	p	o	g
e	n	y	e	l
n	e	t	f	o

Circle it.

often full  
talk often pull  
often use both

Build it.

--	--	--	--	--

Put it in a sentence.

I \_\_\_\_\_ see you  
at the mall.

Use it in a sentence.

\_\_\_\_\_  
\_\_\_\_\_  
\_\_\_\_\_  
\_\_\_\_\_  
\_\_\_\_\_

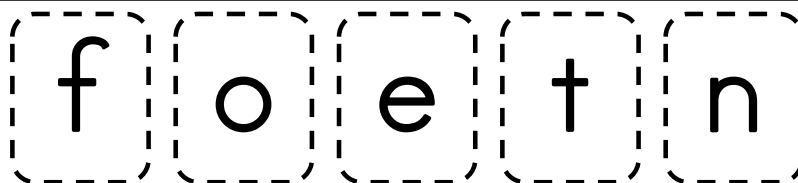
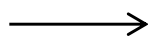
Add it up.

Vowels = 3¢

Consonants = 10¢

often = \_\_\_\_\_ + \_\_\_\_\_ + \_\_\_\_\_ + \_\_\_\_\_ + \_\_\_\_\_ = \_\_\_\_\_¢

Cut and paste above.





Name: \_\_\_\_\_

# Practice Time



Read it.

once

once

once

Trace it.

once

once

once

Write it.

\_\_\_\_\_

-----

\_\_\_\_\_

\_\_\_\_\_

-----

\_\_\_\_\_

\_\_\_\_\_

-----

\_\_\_\_\_

Write a sentence using the word.

\_\_\_\_\_

-----

\_\_\_\_\_

-----

\_\_\_\_\_

Draw a picture to match your sentence.

Name: \_\_\_\_\_ Date: \_\_\_\_\_

# Dictation

Sounds

1.

2.

3.

4.

Review Words

1.

2.

3.

Current Words

1.

2.

3.

Trick Words

1.

2.

Sentences

1.

2.

# Phonics Practice Pack Unit 5

©Andrea Marchildon 2015

Thank you so much for your purchase!  
I hope you enjoy it and find it helpful!  
Please feel free to contact me if you have  
any questions.

[tricksofthetradeinfirstgrade@gmail.com](mailto:tricksofthetradeinfirstgrade@gmail.com)



For more resources check out my blog at:  
<http://tricksofthetradeinfirstgrade.blogspot.com/>

---

Please remember to provide feedback so you can earn TpT credits.  
Also, click the Follow Me button on my page so you are notified about  
special offers, freebies, and new products.

---

Graphics and fonts are from the following:



*My*CuteGraphics  
[www.mycutegraphics.com](http://www.mycutegraphics.com)

